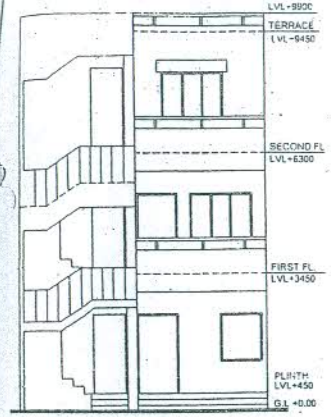

FRONT ELEVATION SCALE=1:100

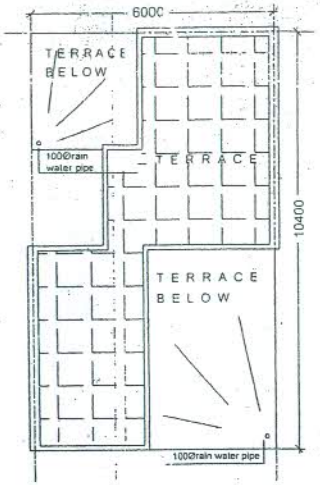

TERRACE PLAN SCALE=1:100

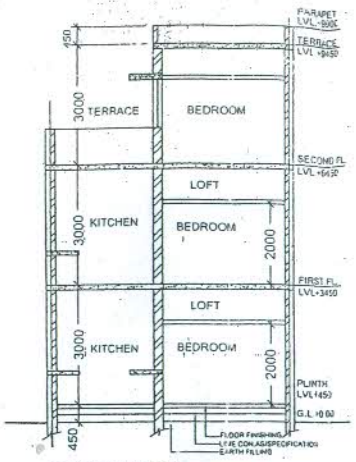

SECTION AT AA SCALE=1:100

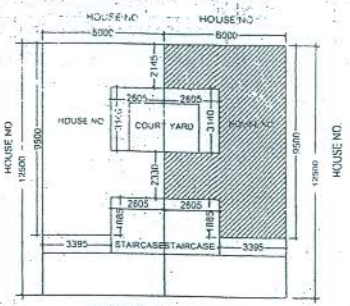

SITE PLAN SCALE=1:200

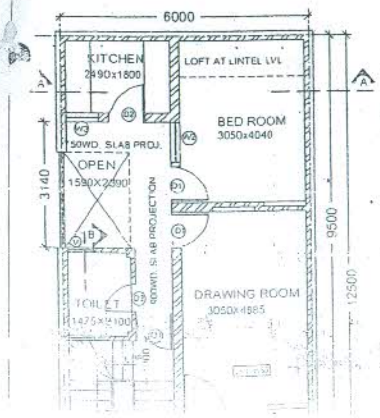

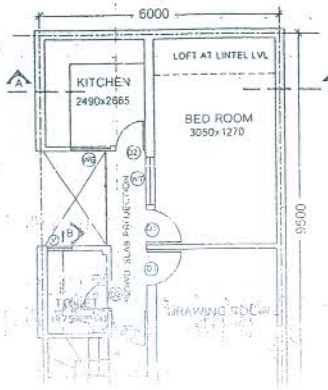

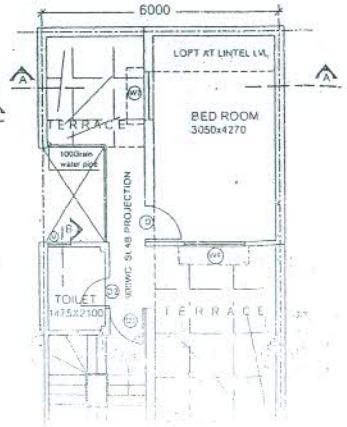

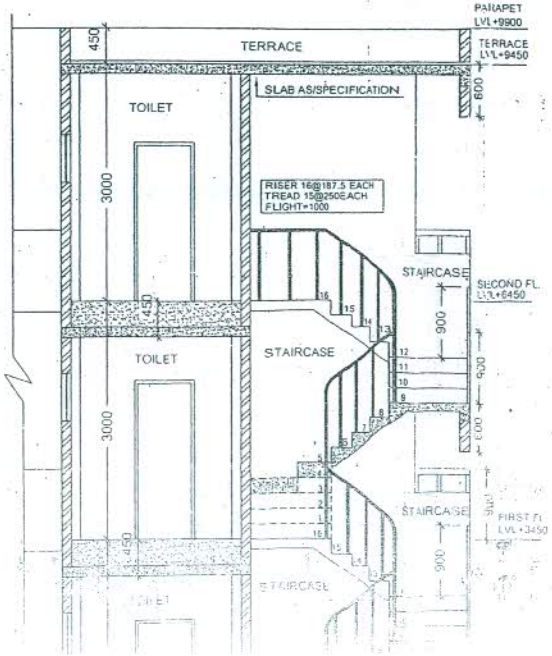

UPAVP

NEEL GIRI COMPLEX, INDIRA NAGAR
LUCKNOW-226016

DRG.NO APD/LUDA/Dr.J/45.75 to/2005/R1.200P

PROPOSED EXTENSION BUILDING PLAN
FOR HOUSE NO _____ FOR
SRI/ SMT _____
YOJNA _____
AT CITY _____

SCHEDULE OF OPENINGS

S.NO	TYPE	WIDTH	HEIGHT	LINTEL
1	D	1000	2000	2000
2	D1	900	2000	2000
3.	D2	750	2000	2000
4.	W1	1000	1200	2000
6.	W2	995	1200	2000
7.	W3	750	1000	2000
8.	W4	1500	1500	2000
9.	W6	995	1000	2000
10.	W7	1200	1200	2000
10.	V	600	600	2000

NOTE -
1.ALL DIMENSIONS ARE IN MM
2.FIGURED DIMENSIONS ARE TO BE FOLLOWED
3.THIS EXTENSION PLAN MAY NOT BE APPLICABLE TO HOUSES WHICH DIFFER FROM STANDARD DESIGN.
4.THIS EXTENSION PLAN INCLUDES EXTENSION FOR HOUSE PLANS WHICH ARE ITS MIRROR IMAGE
5.PRESCRIBED AUTHORITY TO DELETE PARTS OF PLANS WHICH ARE NOT APPLICABLE.

AREA STATEMENT

PLOT AREA =75 SQM. (6.0m x 12.5m)

FLOORS	EXISTING COV. AREA (SQ.M)	PROPOSED COV AREA (SQ.M)	TOTAL COV AREA (SQ.M)
GROUND FLOOR	45.51	11.02	56.54
FIRST FLOOR	--	57.05	57.05
SECOND FLOOR	--	34.61	34.61
TOTAL PROPOSED AREA		102.69	
TOTAL COVERED AREA ON ALL FLOORS			148.20

LEGEND

EXISTING PORTION SHOWN

PROPOSED WORK SHOWN

FOR HOUSE & PLANNING