

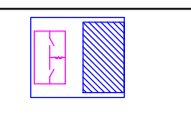


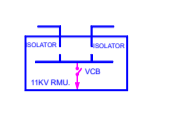
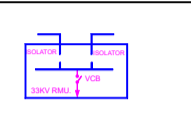
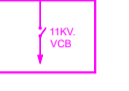


You are using ZWCAD 2024 Trial Version
Please contact WWW.ZWSOFT.COM for more
information

 PHASE - 8A BOUNDARY

| LEGEND FOR ELECTRICAL | |
|--|---|
| SERVICE CABLE FROM FEEDER PILLAR TO HOUSES |  |
| LT CABLES FROM MAIN LT PANEL TO FEEDER PILLAR. |  |
| COMPACT SUB-STATION. |  |
| FEEDER PILLAR FOR MAINS SUPPLY. |  |
| STREET LIGHT PANEL |  |
| 11KV RMU. COMPRISING OF 01 NO. INCOMER ISOLATOR AND 01 NO. OUTGOING ISOLATOR TO OTHER SUBSTATION AND ONE NO. OUTGOING VCB. |  |
| 33KV RMU. COMPRISING OF 01 NO. INCOMER ISOLATOR AND 01 NO. OUTGOING ISOLATOR TO OTHER SUBSTATION AND ONE NO. OUTGOING VCB. |  |
| 11KV VCB. |  |

| REV. NO. | DATE | DESCRIPTION | PROVIDE BY |
|----------|------|-------------|------------|
| | | | |

| APPROVED BY | |
|--------------|------|
| DEPARTMENT | SEAL |
| ARCHITECTURE | |
| STRUCTURE | |
| ELECTRICAL | |
| SERVICES | |
| LANDSCAPE | |

PROJECT:
OMAXE HI-TECH CITY LUCKNOW (Pocket-1)

CLIENT:
 **OMAXE** STAMP
TURNING DREAMS INTO REALITY

DISCIPLINE: **ELECTRICAL DRAWING**
DRG. NO. **OM/LUK/HI-TEC CITY/EL/LT/8A-001**

DRG. TITLE: **EXTERNAL LT DISTRIBUTION LAYOUT FOR POCKET-8A**

| SCALE: | DATE (RO): | REVISION: | REV. DATE: | RO |
|-----------|-------------|-----------|------------|----|
| NTS | 17.02.2024 | R0 | 17.02.2024 | R0 |
| DRAWN BY: | CHECKED BY: | STATUS: | | |

THIS DRAWING IS THE SOLE PROPERTY OF OMAXE LTD. USE OF THIS DRAWING FOR ANY PURPOSE OTHER THAN THAT MENTIONED TO BE DONE ONLY AFTER THEIR PRIOR APPROVAL.