LEGEND :-

①	100# CI HUBLESS SOIL PIPE
②	100# CI HUBLESS WASTE PIPE
③	75# CI ANTISYPHONAGE PIPE
④	75 OD uPVC BALCONY RAIN WATER PIPE
⑤	110 OD uPVC RAIN WATER PIPE FROM TERRACE
⑥	DOMESTIC WATER SUPPLY DOWN TAKE PIPE
⑦	FLUSHING WATER SUPPLY DOWN TAKE PIPE
⑧	DOM. WATER RISER FROM PLANT ROOM TO O.H.T.
⑨	FLU. WATER RISER FROM S.T.P TO O.H.T
Ⓐ	FLOOR TRAP CUTOUT 150mm DIA
Ⓑ	FLOOR TRAP CUTOUT 100mm DIA
Ⓒ	WATER CLOSET CUTOUT 150mm DIA
Ⓓ	FLOOR TRAP(100X100)mm
Ⓔ	FLOOR DRAIN (100X50)mm
	SOIL PIPE LINE
	WASTE PIPE LINE

DETAIL OF PIPE CONNECTIONS

FROM WC TO STACK.....100# CI SOIL PIPE
FROM FT TO STACK.....100# CI WASTE PIPE
FROM FD TO FT.....50# GI WASTE PIPE
FROM WB WASTE TO FT.....32# GI WASTE PIPE

LEGEND:-

S.NO.	DESCRIPTION	SYMBOL
1.	150# HYDRANT RISER PIPE	Ⓐ
2.	50# SPRINKLER DRAIN PIPE	Ⓑ
3.	150# FIRE CURTAIN PIPE	Ⓒ
4.	150# FIRE HYDRANT PIPE	
5.	150# FIRE CURTAIN PIPE LINE	
6.	50# SPRINKLER DRAIN PIPE LINE	
7.	FIRE HOSE CABINET	

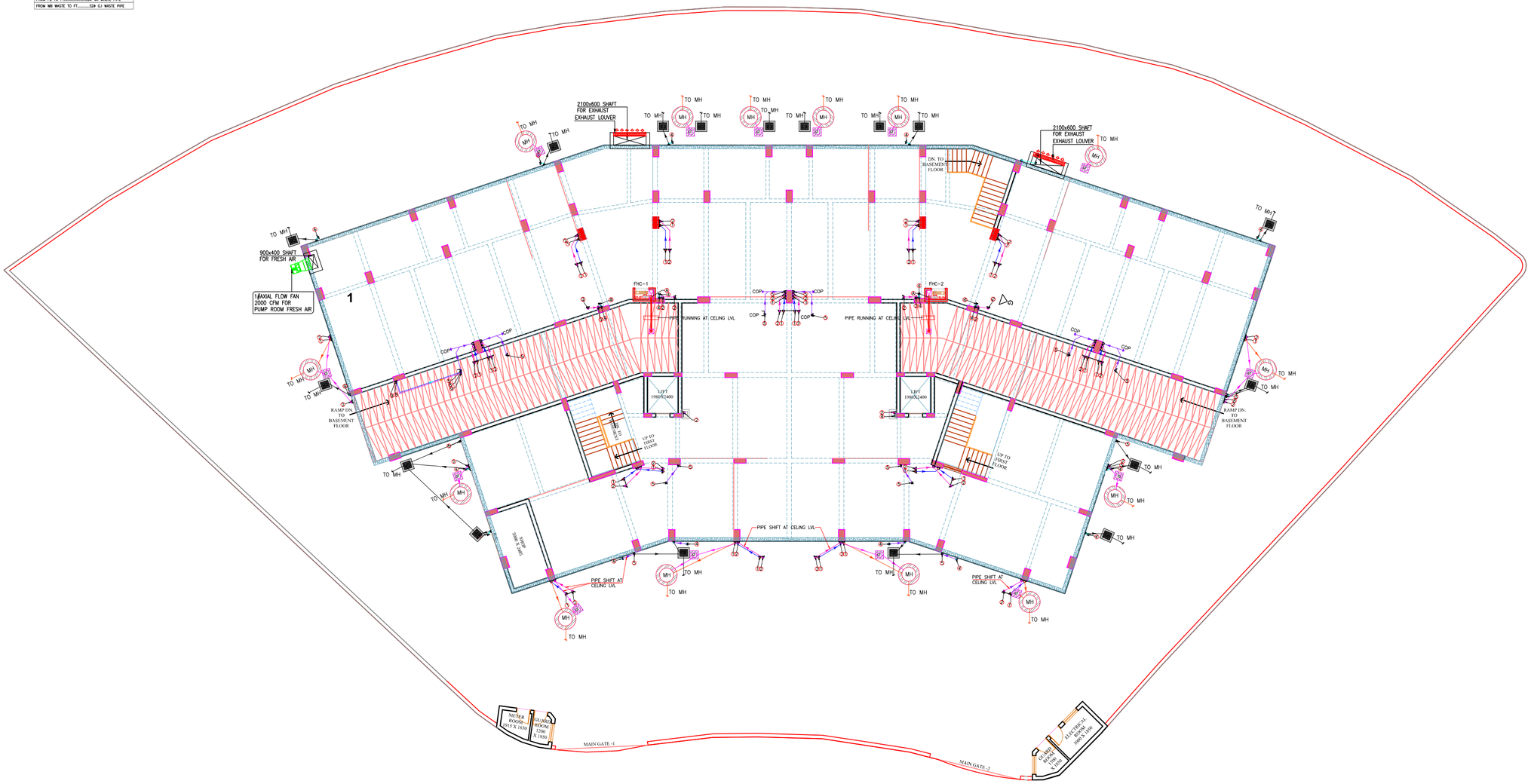

SANITARY LAYOUT PLAN (STILT FLOOR)

LEGEND :

S. No.	SYMBOL	DESCRIPTION	POSITION

NOTES :

rev. no.	date	revision

project
GROUP HOUSING AT KALINDI VIHAR, KHURJA, DISTT. BULANDSHAHAR.

title
STILT FLOOR PLAN

subtitle
STILT FLOOR SANITARY LAYOUT PLAN

drawing released for
- [ ] TENDER
- [ ] SUBMISSION
- [ ] ADVANCE COPY
- [x] CONSTRUCTION

drg. no. BL/WR/01	drawn by SOMDUTT
scale 1:100@A1	designed by SAMEEP
date OCT. 2024	checked by SAMEEP

architects
BASELINE ARCHITECTS
Architects & Interior Design Consultants
H.M COMPLEX, FIRST FLOOR, NEAR AXIS BANK, RAMGHAT ROAD, ALIGARH.
Mob.: 9319099183, E mail: baseline.arch@gmail.com

LEGEND :-

①	100ø CI HUBLESS SOIL PIPE
②	100ø CI HUBLESS WASTE PIPE
③	75ø CI ANTISYPHONAGE PIPE
④	75 OD uPVC BALCONY RAIN WATER PIPE
⑤	110 OD uPVC RAIN WATER PIPE FROM TERRACE
⑥	DOMESTIC WATER SUPPLY DOWN TAKE PIPE
⑦	FLUSHING WATER SUPPLY DOWN TAKE PIPE
⑧	DOM. WATER RISER FROM PLANT ROOM TO O.H.T.
⑨	FLU. WATER RISER FROM S.T.P TO O.H.T
	FLOOR TRAP CUTOUT 150mm DIA
	FLOOR TRAP CUTOUT 100mm DIA
	WATER CLOSET CUTOUT 150mm DIA
	FLOOR TRAP(100X100)mm
	FLOOR DRAIN (100X50)mm
	SOIL PIPE LINE
	WASTE PIPE LINE

DETAIL OF PIPE CONNECTIONS

FROM WC TO STACK.....100 DIA.. CI SOIL PIPE

FROM FT TO STACK.....100 DIA. CI WASTE PIPE

FROM FD TO FT.....50 DIA. G.I WASTE PIPE

FROM WB WASTE TO FT.....32 DIA. G.I WASTE PIPE

LEGEND:-

S.NO.	DESCRIPTION	SYMBOL
1.	150ø HYDRANT RISER PIPE	A
2.	80ø SPRINKLER DRAIN PIPE	B
3.	150ø FIRE CURTAIN PIPE	C
4.	150ø FIRE HYDRANT PIPE	
5.	150ø FIRE CURTAIN PIPE LINE	
6.	50ø SPRINKLER DRAIN PIPE LINE	
7.	FIRE HOSE CABINET	FHC

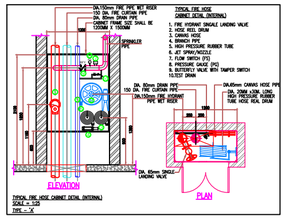

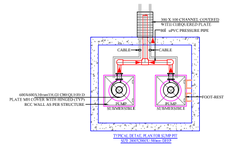

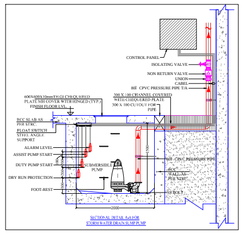

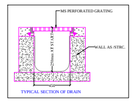

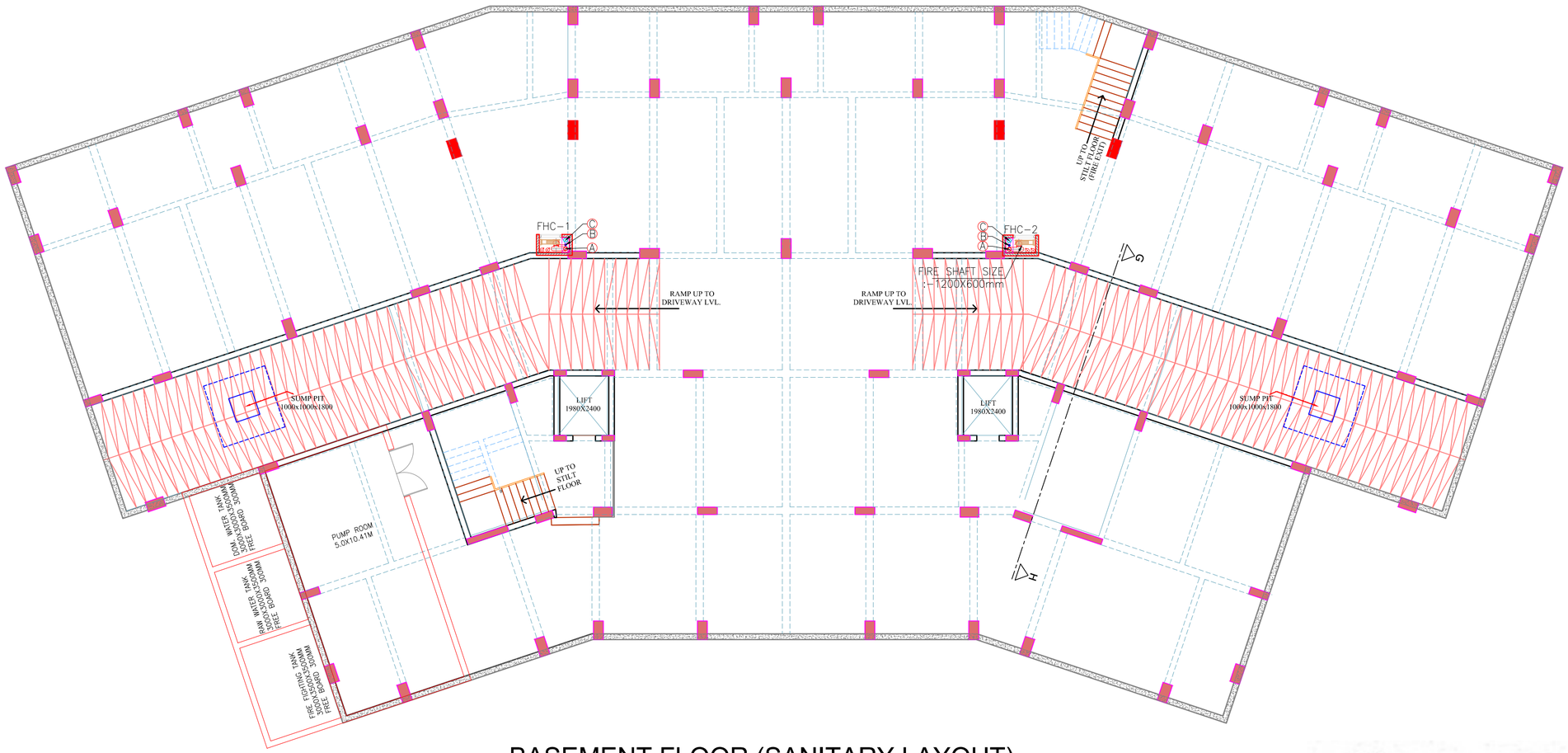

BASEMENT FLOOR (SANITARY LAYOUT)

LEGEND :

S. No.	SYMBOL	DESCRIPTION	POSITION

NOTES :

rev. no.	date	revision

project
GROUP HOUSING AT KALINDI VIHAR, KHURJA, DISTT. BULANDSHAHAR.

title
BASEMENT FLOOR PLAN

subtitle
BASEMENT FLOOR SANITARY PLAN

drawing released for
- [ ] TENDER
- [ ] SUBMISSION
- [ ] ADVANCE COPY
- [x] CONSTRUCTION

drg. no. BL/WR/01	drawn by SOMDUTT
scale 1:100@A1	designed by SAMEEP
date OCT. 2024	checked by SAMEEP

architects
BASELINE ARCHITECTS
Architects & Interior Design Consultants
H.M COMPLEX, FIRST FLOOR, NEAR AXIS BANK, RAMGHAT ROAD, ALIGARH.
Mob.: 9319099183, E mail: baseline.arch@gmail.com

LEGEND :-

1	100ø CI HUBLESS SOIL PIPE
2	100ø CI HUBLESS WASTE PIPE
3	75ø CI ANTISYPHONAGE PIPE
4	75 OD uPVC BALCONY RAIN WATER PIPE
5	110 OD uPVC RAIN WATER PIPE FROM TERRACE
6	DOMESTIC WATER SUPPLY DOWN TAKE PIPE
7	FLUSHING WATER SUPPLY DOWN TAKE PIPE
8	DOM. WATER RISER FROM PLANT ROOM TO O.H.T.
9	FLU. WATER RISER FROM S.T.P TO O.H.T
	FLOOR TRAP CUTOUT 150mm DIA
	FLOOR TRAP CUTOUT 100mm DIA
	WATER CLOSET CUTOUT 150mm DIA
	FLOOR TRAP(100X100)mm
	FLOOR DRAIN (100X50)mm
	SOIL PIPE LINE
	WASTE PIPE LINE

DETAIL OF PIPE CONNECTIONS

FROM WC TO STACK.....100ø CI SOIL PIPE
FROM FT TO STACK.....100ø CI WASTE PIPE
FROM FD TO FT.....50ø G.I WASTE PIPE
FROM WB WASTE TO FT.....32ø G.I WASTE PIPE

LEGEND:-

S.NO.	DESCRIPTION	SYMBOL
1.	150ø HYDRANT RISER PIPE	A
2.	80ø SPRINKLER DRAIN PIPE	B
3.	150ø FIRE CURTAIN PIPE	C
4.	150ø FIRE HYDRANT PIPE	
5.	150ø FIRE CURTAIN PIPE LINE	
6.	50ø SPRINKLER DRAIN PIPE LINE	
7.	FIRE HOSE CABINET	

TYPICAL FLOOR (SANITARY LAYOUT)

LEGEND :

S. No.	SYMBOL	DESCRIPTION	POSITION

NOTES :

rev. no.	date	revision

project
GROUP HOUSING AT KALINDI VIHAR, KHURJA, DISTT. BULANDSHAHAR.

title
TYPICAL FLOOR PLAN

subtitle
TYPICAL FLOOR SANITARY PLAN

drawing released for
- [ ] TENDER
- [ ] SUBMISSION
- [ ] ADVANCE COPY
- [x] CONSTRUCTION

drg. no. BL/WR/01	drawn by SOMDUTT
scale 1:100@A1	designed by SAMEEP
date OCT. 2024	checked by SAMEEP

architects
BASELINE ARCHITECTS
Architects & Interior Design Consultants
H.M COMPLEX, FIRST FLOOR, NEAR AXIS BANK, RAMGHAT ROAD, ALIGARH,
Mob.: 9319099183, E mail: baseline.arch@gmail.com