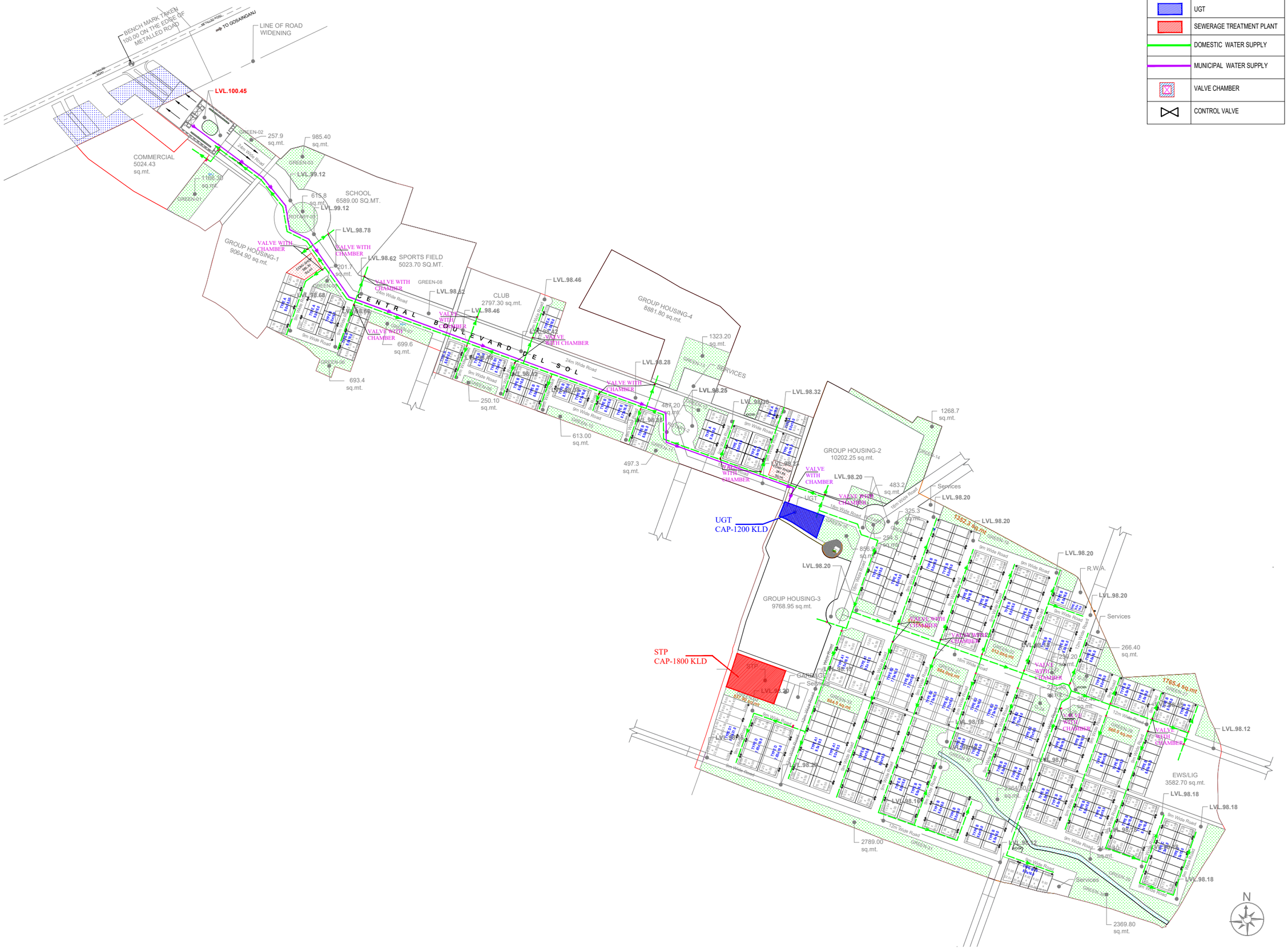

LEGEND	
SYMBOL	DESCRIPTION
	UGT
	SEWERAGE TREATMENT PLANT
	DOMESTIC WATER SUPPLY
	MUNICIPAL WATER SUPPLY
	VALVE CHAMBER
	CONTROL VALVE

NOTES

- Dimensions are not to be scaled.
- All dimensions are in millimeters unless stated otherwise.
- All levels are in millimeters and relate to given datum level.
- The contractor shall verify all dimensions, details,specifications & site conditions & shall report any error, omission and/or anomaly to the campus designer before commencement of work.
- For construction purposes, the dimensions shall not be measured directly of the drawings, the drawings shall not be used for construction until they are issued for construction.
- These drawings are to be read in co-ordination with hvac, electrical, plumbing, it drawings & all relevant sections of specifications..
- All shop drawings should be provided to the campus designer for approval.
- Provide drip course on the bottom of all external, horizontal edges and surfaces (concrete, stone, plaster, etc) as per dimensions and shape provided in detail.
- Shuttering pattern drawing to be provided to the campus designer for approval.
- Vendors to provide shop drawings for the approval from the campus designer.
- Shuttering elevation shop drawing to reflect tie rod locations. tie rods should be equally spaced and aligned according to the shuttering pattern . consider: tie rod pvc dia =19mm and pvc cone dia=36mm

KEY PLAN:

MASTER PLAN

LEGEND

SUBMISSION DRAWING

ISSUES		
DATE	REVISION	DESCRIPTION

1. SHUTTERING DRAWING TO BE PROVIDED TO THE CAMPUS DESIGNER FOR APPROVAL.
2. VENDORS TO PROVIDE SHOP DRAWINGS FOR THE APPROVAL FROM THE CAMPUS DESIGNER

CLIENTS:
ELDECO HOUSING AND INDUSTRIES LIMITED
Corporate Chamber-I, 2nd Floor,
Vibhuti Khand Opposite Mandi Parishad,
Gomti Nagar Lucknow U.P.- 226010

CAMPUS DESIGNER:
ARCOP ASSOCIATES PVT. LTD.
A-15, Pamposh Enclave, G.K. 1
New Delhi 110048
Phone : 011 - 26442050

STRUCTURE CONSULTANTS:
SYSTECH CONSULTANTS PVT. LTD. NEW DELHI
MOHAN KUMAR & ASSOCIATES, 1/8 SHAKTI NAGAR, DELHI-110007 +91 9701767166

MECHANICAL ENGG CONSULTANTS:
M.J. ENGINEERING CONSULTANTS PVT. LTD. NEW DELHI-110019

ELECTRICAL ENGG CONSULTANTS:
PRAMAN ENGINEERING ASSOCIATES PVT. LTD. NEW DELHI-110003

PLUMBING & FIRE FIGHTING ENGG CONSULTANTS:
M.K.G. CONSULTANTS, NEW DELHI-110028

Architect's Signature | Client's Signature

Job Title
ELDECO

Drawing Title
MASTER PLAN FOR DOMESTIC WATER SUPPLY SYSTEM

Document Release Type
EC SUBMISSION

Job No.	NORTH N
Scale 1:1600 ON A1 SHEET	Drawing No.
21 JUNE 2025	MP-SER-PHE & FF-01-DWS
Drawn by N. SAIKIA	
Checked by G.S.	Revision No. R0
AUTHORITY :	

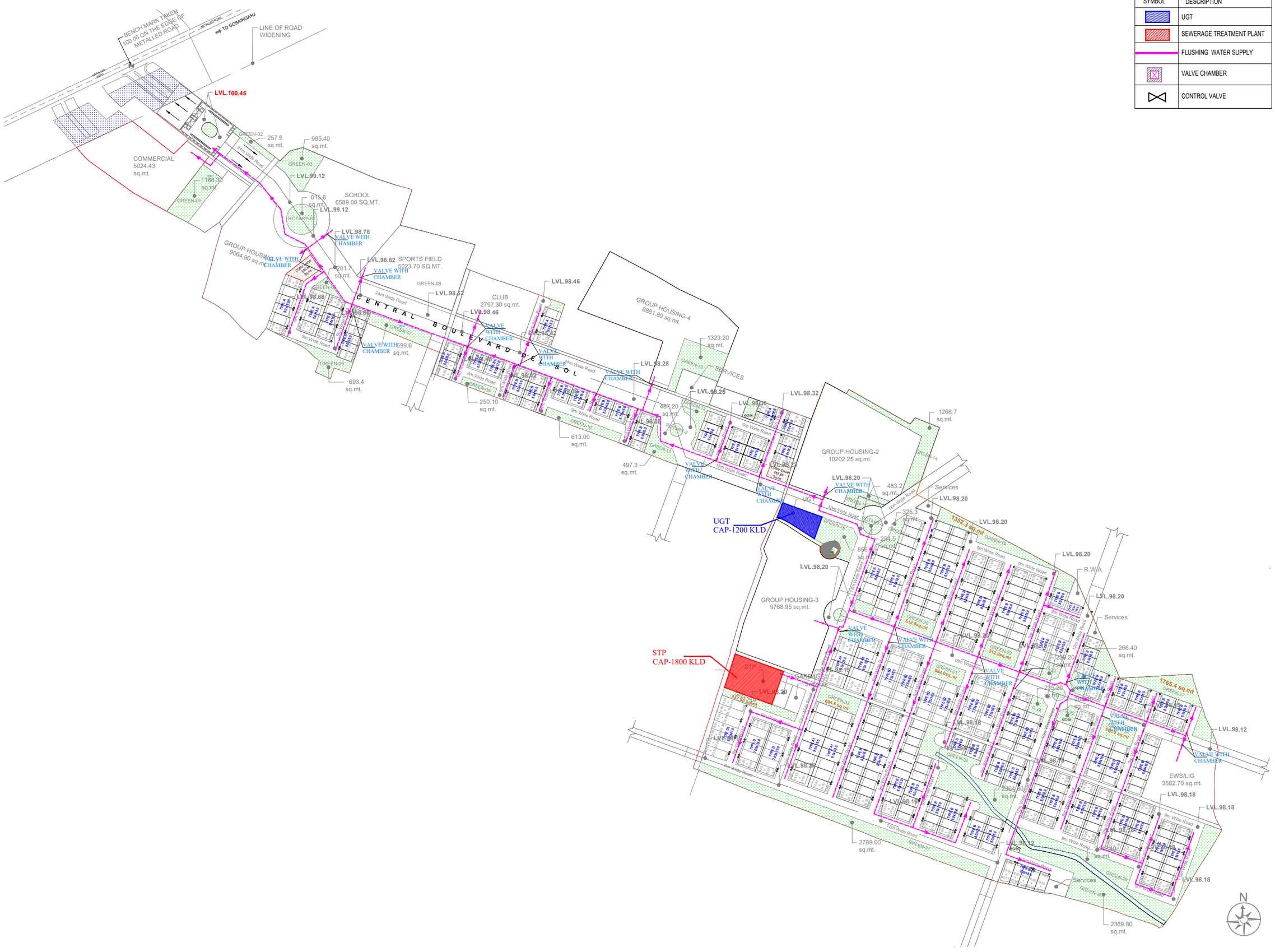

LEGEND	
SYMBOL	DESCRIPTION
	UGT
	SEWERAGE TREATMENT PLANT
	FLUSHING WATER SUPPLY
	VALVE CHAMBER
	CONTROL VALVE

NOTES

- Dimensions are not to be scaled.
- All dimensions are in millimeters unless stated otherwise.
- All levels are in millimeters and relate to given datum level.
- The contractor shall verify all dimensions, details,specifications & site conditions & shall report any error, omission and/or anomaly to the campus designer before commencement of work.
- For construction purposes, the dimensions shall not be measured directly of the drawings. the drawings shall not be used for construction until they are issued for construction.
- These drawings are to be read in co-ordination with hvac, electrical, plumbing, it drawings & all relevant sections of specifications..
- All shop drawings should be provided to the campus designer for approval.
- Provide drip course on the bottom of all external, horizontal edges and surfaces (concrete, stone, plaster, etc) as per dimensions and shape provided in detail.
- Shuttering pattern drawing to be provided to the campus designer for approval.
- Vendors to provide shop drawings for the approval from the campus designer.
- Shuttering elevation shop drawing to reflect tie rod locations. tie rods should be equally spaced and aligned according to the shuttering pattern. consider: tie rod pvc dia =19mm and pvc cone dia=36mm

KEY PLAN:

MASTER PLAN

LEGEND

SUBMISSION DRAWING

ISSUES

DATE	REVISION	DESCRIPTION

1. SHUTTERING DRAWING TO BE PROVIDED TO THE CAMPUS DESIGNER FOR APPROVAL.
2. VENDORS TO PROVIDE SHOP DRAWINGS FOR THE APPROVAL FROM THE CAMPUS DESIGNER

CLIENTS:
ELDECO HOUSING AND INDUSTRIES LIMITED
Corporate Chamber-I, 2nd Floor,
Vibhuti Khand Opposite Manoj Purohad,
Gomti Nagar Lucknow U.P - 226010

CAMPUS DESIGNER:
ARCOP ASSOCIATES PVT. LTD.
A-15, Panipath Enclave, G.K. 1
New Delhi - 110048
Phone : 011 - 29442055

STRUCTURE CONSULTANTS:
STRUCTURAL CONSULTANTS INDIA 9312812021
STRUCKRAFT STRUCTURAL CONSULTANTS, HYDERABAD +91 9701787186

MECHANICAL ENGG CONSULTANTS:
M.E.C. CONSULTANTS, NEW DELHI 9810012079

ELECTRICAL ENGG CONSULTANTS:
ENERGYCLAN INDIA PRIVATE LTD. NEW DELHI 9582211002

PLUMBING & FIRE FIGHTING ENGG CONSULTANTS:
M.E.C. CONSULTANTS, NEW DELHI 110020

Architect's Signature | Client's Signature

Job Title
ELDECO

Drawing Title
MASTER PLAN FOR FLUSHING WATER SUPPLY SYSTEM

Document Release Type
EC SUBMISSION

Job No.	NORTH N
Scale 1:1600 ON A1 SHEET	
DATE 21 JUNE 2025	Drawing No. MP-SER-PHE & FF-02-FWS
Drawn by N. SAIKIA	
Checked by G.S.	Revision No. R0

AUTHORITY :

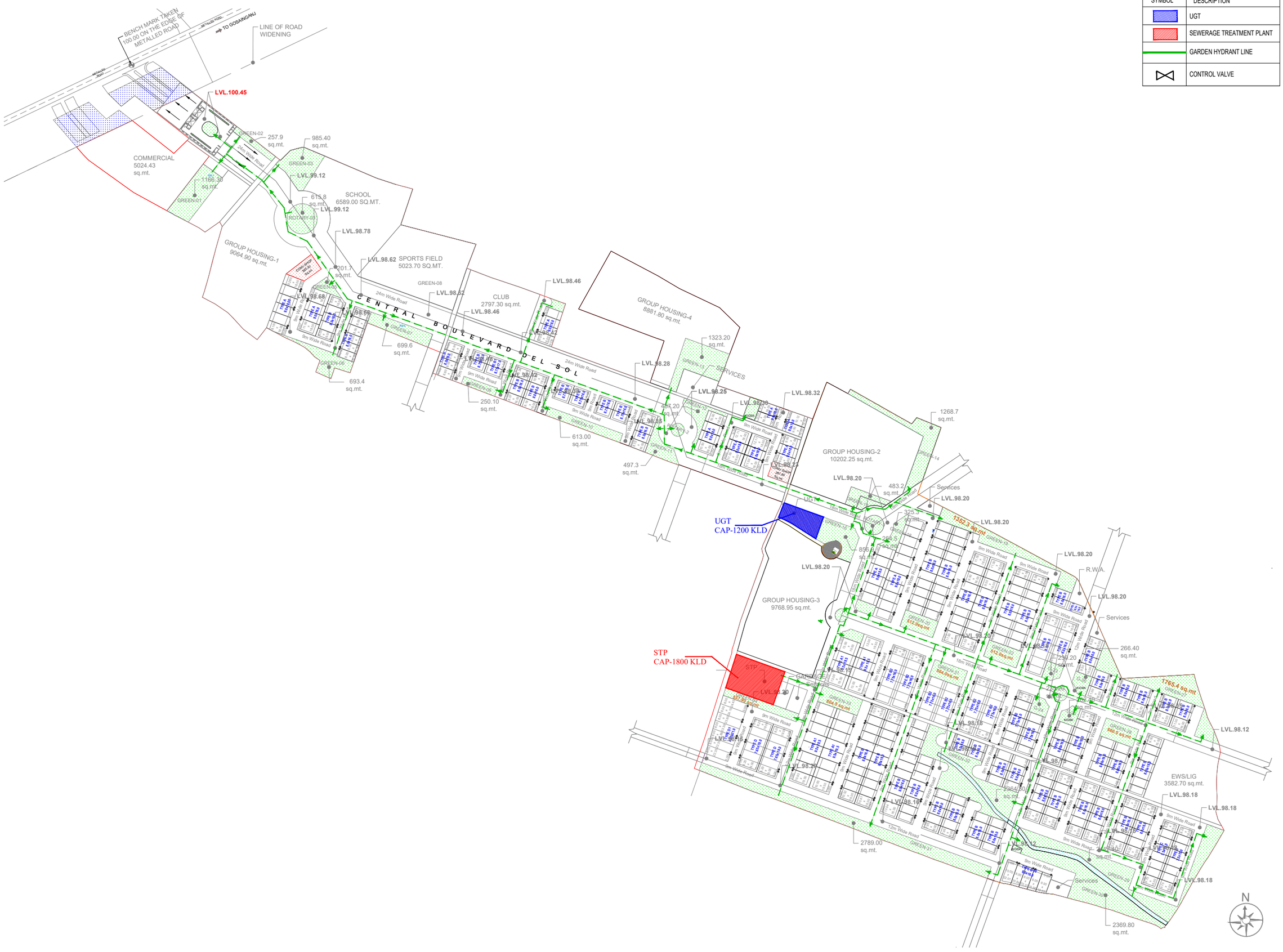

LEGEND	
SYMBOL	DESCRIPTION
	UGT
	SEWERAGE TREATMENT PLANT
	GARDEN HYDRANT LINE
	CONTROL VALVE

NOTES

- Dimensions are not to be scaled.
- All dimensions are in millimeters unless stated otherwise.
- All levels are in millimeters and relate to given datum level.
- The contractor shall verify all dimensions, details,specifications & site conditions & shall report any error, omission and/or anomaly to the campus designer before commencement of work.
- For construction purposes, the dimensions shall not be measured directly of the drawings. the drawings shall not be used for construction until they are issued for construction.
- These drawings are to be read in co-ordination with hvac, electrical, plumbing, it drawings & all relevant sections of specifications..
- All shop drawings should be provided to the campus designer for approval.
- Provide drip course on the bottom of all external, horizontal edges and surfaces (concrete, stone, plaster, etc) as per dimensions and shape provided in detail.
- Shuttering pattern drawing to be provided to the campus designer for approval.
- Vendors to provide shop drawings for the approval from the campus designer.
- Shuttering elevation shop drawing to reflect tie rod locations. tie rods should be equally spaced and aligned according to the shuttering pattern. consider: tie rod pvc dia =19mm and pvc cone dia=36mm

KEY PLAN:

MASTER PLAN

LEGEND

SUBMISSION DRAWING

ISSUES

DATE	REVISION	DESCRIPTION

1. SHUTTERING DRAWING TO BE PROVIDED TO THE CAMPUS DESIGNER FOR APPROVAL.
2. VENDORS TO PROVIDE SHOP DRAWINGS FOR THE APPROVAL FROM THE CAMPUS DESIGNER

CLIENTS:
ELDECO HOUSING AND INDUSTRIES LIMITED
Gulshan Chamber-I, 2nd Floor,
Vibhuti Khand Opposite Mandi Parishad,
Gomti Nagar Lucknow U.P.- 226010

CAMPUS DESIGNER:
ARCOP ASSOCIATES PVT. LTD.
A-19, Panipath Enclave, S.A. 1
New Delhi 110048
Phone : 011 - 26442050

STRUCTURE CONSULTANTS:
DUTTA & CORDA CONSULTANTS LTD. ROHINI-110085
VISION STRUCTURAL CONSULTANTS PVT. LTD. NEW DELHI-110092 +91 9310 767186

MECHANICAL ENGG CONSULTANTS:
MECHANICAL ENGG CONSULTANTS LTD. NEW DELHI-110019

ELECTRICAL ENGG CONSULTANTS:
VARDHAN MEHARA ASSOCIATES PVT. LTD. NEW DELHI-110027

PLUMBING & FIRE FIGHTING ENGG CONSULTANTS:
M.K.S. CONSULTANTS NEW DELHI-110020

Architect's Signature | Client's Signature

Job Title
ELDECO

Drawing Title
MASTER PLAN FOR GARDEN HYDRANT SYSTEM

Document Release Type
EC SUBMISSION

Job No.	NORTH N
Scale 1:1600 ON A1 SHEET	
DATE 21 JUNE 2025	Drawing No. MP-SER-PHE & FF-07-GHS
Drawn by N. SAIKIA	
Checked by G.S.	Revision No. R0

AUTHORITY: