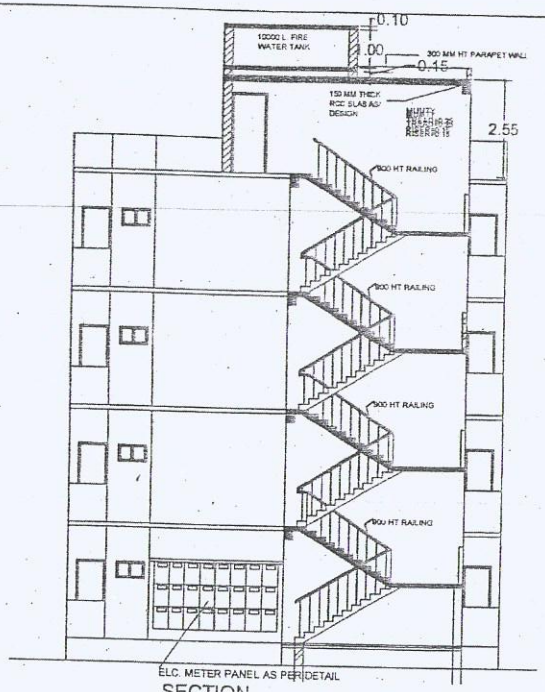

SECTION

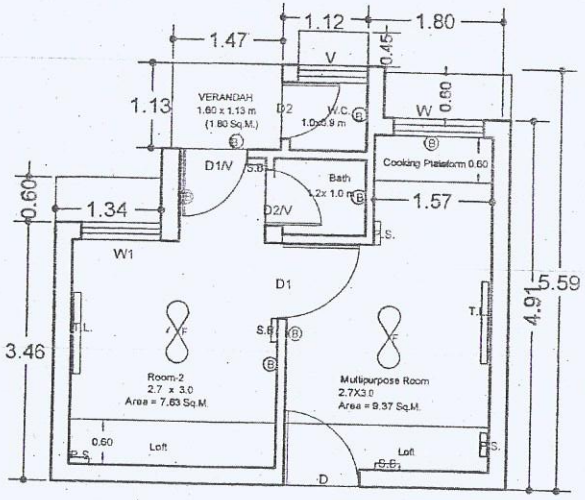

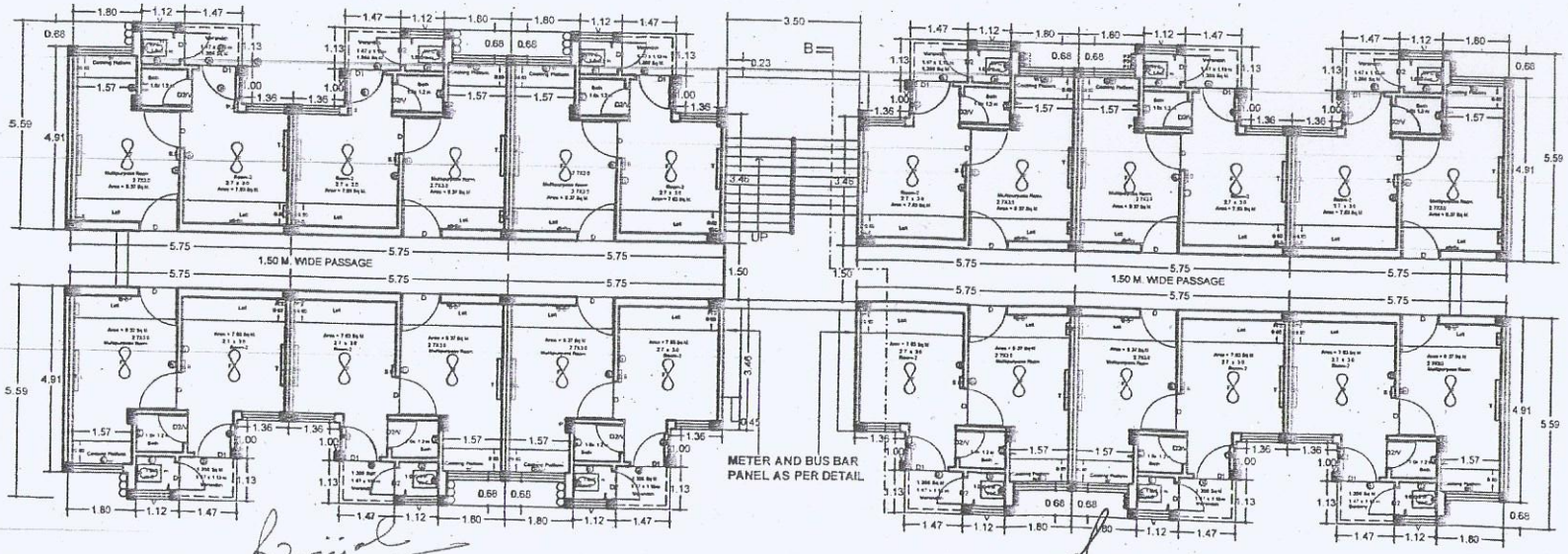

TYPICAL FLOOR PLAN

राजीव बैजल
सहायक अभियन्ता
उ०प्र०आवास एवं विकास परिषद
लखनऊ

Executive Engineer
Construction Division-7
U.P. Avas Evam Vikas

UPAVP
ARCHITECTURE AND PLANNING SECTION UNIT-5
NEELGIRI COMPLEX, INDIRA NAGAR
LUCKNOW-226016

ISO.9001-2000

FILE NO. ARP/Vmt-5/LKO/PMAY-05 SHEET NO.-8/8

DWG NO. 267/UPHDB/ARP/Vmt-5/Det
Working Drawing-PMAY-2

ELECTRIFICATION:-

S.N.	TYPE		HEIGHT	REMARKS/S
1.	F (2 NOS.)	FAN		
2.	B (7 NOS.)	BULB		B
3.	S.B. (3 NOS.)	SWITCH BOARD.	1375MM FROM FLOOR	S.B
4.	P.S. (3 NOS.)	POWER SWITCH.		P.S
5.	T.L. (2 NOS.)	TUBE LIGHT		T.L

NOTE :-
1. ALL INTERSECTIONS OF THIS LAYOUT AS PER DETAILS.
2. TRANSFER OF THIS LAYOUT ON SITE SHOULD BE RECHECKED AND ADJUSTMENTS, IF ANY, SHOULD BE EVENLY DISTRIBUTED
3. ANY DISCREPANCY IF ANY, FOUND ON SITE SHOULD BE IMMEDIATELY REFERRED TO ARCHITECTURE & PLANNING SECTION , AP,UNIT-5.
4.THIS LAY-OUT PLAN DOES NOT ACCOUNT FOR SALABILITY,E FINANCIAL ASPECTS OF PROPOSED PROPERTIES.THESE MAY BE GOT ASCERTAINED BY CONCERNED DEPARTMENTS BEFORE ACTUAL IMPLEMENTATION.
5- THIS WORKING DRAWING HAS BEEN PREPARED ON THE BASIS OF INFORMATION RECEIVED BY E CD-, VIDE HIS LETTER NO. 2172 / Y-52 35 DT-29.12.2017.
6- THE FEASIBILITY HAS BEEN SENT BY AP-5, VIDE HIS LETTER NO.-306 / AP-5 DATED 05.02.2018.
7- THIS WORKING DRAWING HAS BEEN FINALIZED ON THE BASIS OF THE FEASIBILITY RECEIVED FROM EX. EN. CD-7 VIDE HIS LETTER NO. 239 / Y-52 / 04 DATED 07.02.2018.

निर्माण हेतु प्रमाणित

प्रस्तुविद नियोजक (फ्लैट्स इकाई)

ARCHITECTURE & PLANNING UNIT-5
U.P.AVAS EVAM VIKAS PARISHAD GZB

DETAIL WORKING DRAWING PMAY-20

DATED -08.02.2018

KRISHNA KANT DIP. ARCH. ARCH. ASSTT.	
MUKESH RUHELA B ARCH., M. PLANNING (HOUSING) A.I.T.P. ASSTT. ARCH. PLANNER	
SANJEEV KASHYAP B.PLAN, M.PLANNING (ENVIRONMENT) ,A.I.T.P. ARCHITECT PLANNER	
CHIEF ARCH. PLANNER	