Greater Noida Industrial Dev. Authority
APPROVED (TOWER- H, I, J & K)
Plan Letter No. B-22 Dated 26/3/2015
Valid upto Dated.

Dy. Manager
GDM
(Plng. & Arch.)

Drawing Checked & Verified by
Dy Dy Mgr

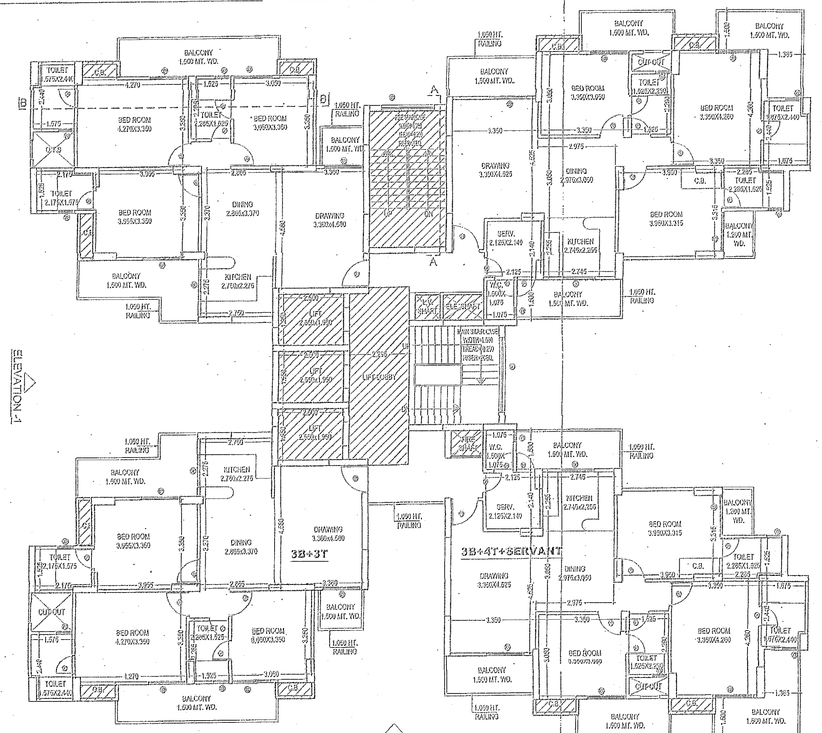

TYPICAL FLOOR PLAN

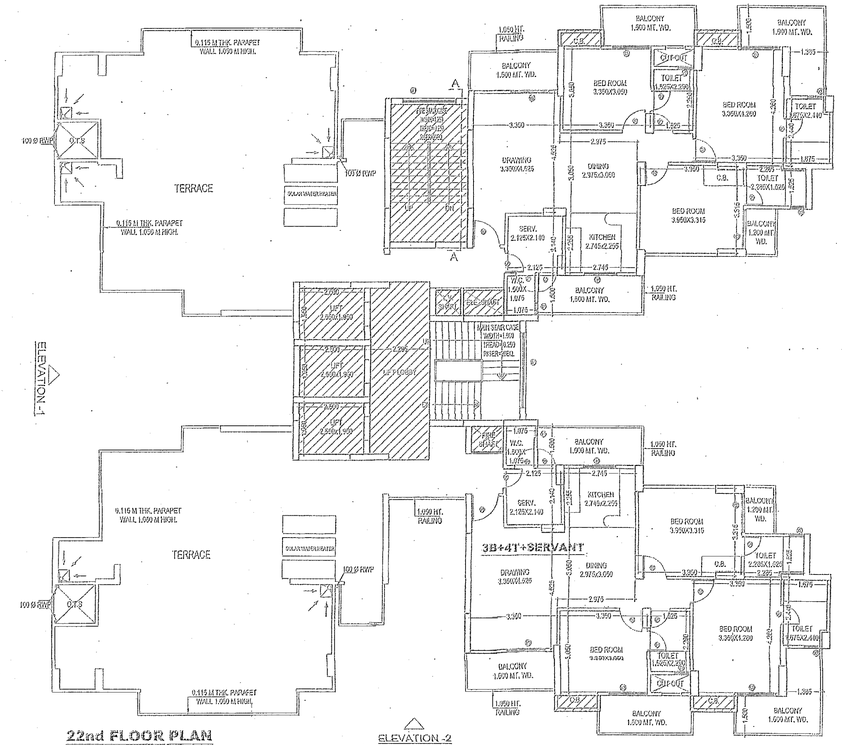

22nd FLOOR PLAN

S-16
TYPICAL, 22ND FLOOR PLAN & AREA DETAIL

DOORS & WINDOWS SCHEDULE

S.NO.	TYPE	SIZE	S.LVL.	L.LVL.
1	D1	1.050x2.100	±00	2.100
2	D2	0.900x2.100	±00	2.100
3	D3	0.750x2.100	±00	2.100
4	D4	0.675x2.100	±00	2.100
5	D5	1.000x2.100	±00	2.100
6	SD1	1.800x2.500	±00/+0.450	2.500
7	SD2	1.200x2.500	±00/+1.050	2.500
8	SD3	1.800x2.500	±00/+0.450	2.500
9	SD4	1.500x2.500	±00/+0.450	2.500
10	DW5	1.165x2.500	±00/+1.050	2.500
11	SD6	2.100x2.500	±00/+0.450	2.500
12	W1	0.600x1.450	+1.050	2.500
13	W2	0.900x1.450	+1.050	2.500
14	W3	0.915x1.800	+0.500	2.300
15	W4	0.965x1.800	+0.500	2.300
16	W5	0.850x1.800	+0.500	2.300
17	W6	2.400x1.800	+0.500	2.300

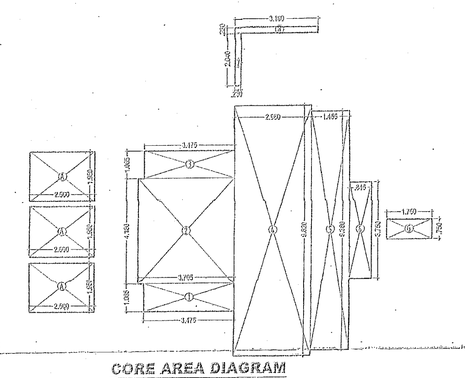

CORE AREA DIAGRAM

TYPICAL CORE AREA = TOTAL AREA - [(ENT) + ELE.L.V. & FIRE SHAFT + CORRI + G] = 68.846 - [(2.500 x 1.300)+3.693 +15.194 + 1.313] = 35.102 SQ.MT.

S.NO	LENGTH		WIDTH		AREA (SQ.MT.)
1	3.175	x	1.165	=	3.701
2	3.705	x	4.320	=	15.997
3	3.175	x	1.165	=	3.701
4	2.500	x	8.800	=	22.000
5	3.175	x	3.320	=	10.544
6	0.815	x	1.750	=	1.426
7	0.815	x	2.500	=	2.038
8	1.750	x	0.750	=	0.734
TOTAL CORE AREA				=	68.846

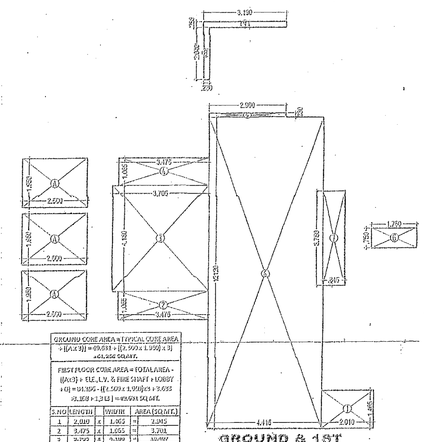

GROUND & 1ST CORE AREA DIAGRAM

GROUND CORE AREA = TOTAL CORE AREA - [(L.V.) + (G)] = 68.846 - [(2.500 x 1.300) + 3] = 61.696 SQ.MT.

FIRST FLOOR CORE AREA = TOTAL AREA - [(ENT) + ELE. L.V. & FIRE SHAFT + CORRI + G] = 68.846 - [(2.500 x 1.300)+3.693 +2.169 + 1.313] = 62.691 SQ.MT.

S.NO	LENGTH		WIDTH		AREA (SQ.MT.)
1	2.500	x	1.165	=	2.912
2	3.175	x	1.165	=	3.701
3	3.705	x	4.320	=	15.997
4	3.175	x	1.165	=	3.701
5	2.500	x	0.250	=	0.625
6	4.415	x	12.800	=	56.512
7	0.815	x	2.750	=	2.241
8	0.350	x	2.040	=	0.714
9	1.750	x	0.250	=	0.438
TOTAL CORE AREA				=	86.842

GROUND SECTION AREA DETAIL = [(3B+3T)+C.B.]+[4] + [(3B+4T+SERVANT)+C.B.] + [(3B+4T+SERVANT) + C.B.] + ENTRANCE LOBBY + TOTAL CORE AREA + FIRE STAIRS

[(91.154x2.000)/2] + [(90.554x2.00)] + [(12.671 x 2.125) + 23.496 + 10.205+ 15.303] = 560.323 SQ.MT.

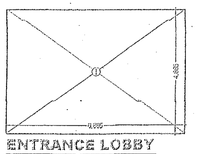

ENTRANCE LOBBY AREA DIAGRAM

ENTRANCE LOBBY AREA (SQ.MT.)					
S.NO.	LENGTH		WIDTH		AREA (SQ.MT.)
1	6.885	x	4.885	=	33.626
TOTAL				=	33.626

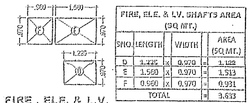

FIRE , ELE. & L.V. SHAFT AREA DIAGRAM

(ANCILLARY AREA)

FIRE, ELE. & L.V. SHAFTS AREA (SQ.MT.)					
S.NO.	LENGTH		WIDTH		AREA (SQ.MT.)
D	1.775	x	0.970	=	1.722
E	1.560	x	0.970	=	1.513
F	0.960	x	0.970	=	0.931
TOTAL				=	3.633

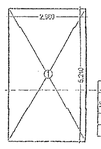

FIRE STAIRCASE AREA DIAGRAM

(ANCILLARY AREA)

FIRE STAIR AREA (SQ.MT.)					
S.NO.	LENGTH		WIDTH		AREA (SQ.MT.)
1	2.500	x	6.210	=	15.570
TOTAL				=	15.570

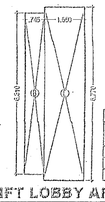

LIFT LOBBY AREA DIAGRAM

MAXIMUM ALLOWED
10+10+10 = 30 SQ.MT.

(ANCILLARY AREA)

LIFT LOBBY AREA (SQ.MT.)					
S.NO.	LENGTH		WIDTH		AREA (SQ.MT.)
B	0.745	x	6.310	=	4.701
C	1.550	x	6.770	=	10.494
TOTAL				=	15.194

O.T.S = OPEN TO SKY

PROJECT TITLE :

REVISED & PURCHASABLE GROUP HOUSING AT PLOT NO.-GH-10A ,SECTOR-TECHZONE-IV, GREATER NOIDA FOR :-NEW WAY HOMES (P) LTD.

DRAWING TITLE-

TYPICAL, 22ND FLOOR PLAN & AREA DETAIL (TOWER- H, I, J & K) (S-21/22)

DRG NO. S-16

SCALE 1:100

DATE 20130323

DEALT

JOB NO. [illegible]

DEEPAK MEHTA & ASSOCIATES
ARCHITECTS, PLANNERS, VALUERS, LANDSCAPE & INTERIORS
PLOT NO. 16 ABHISHEK PLAZA L.S.C. MAYUR VIHAR PH II DELHI 91
PH: 65272130 MOBILE: 9270190

Architect Deepak Mehta
COA/87/10840
Plot No. 16, Abhishek Plaza LSC
Mayur Vihar Ph-II, Delhi-91

ARCHITECT'S SIGN

OWNER'S SIGN