— ELECTRIC SUPPLY PLAN —

— PMAY GONDA —

TEMPPRJ 18654

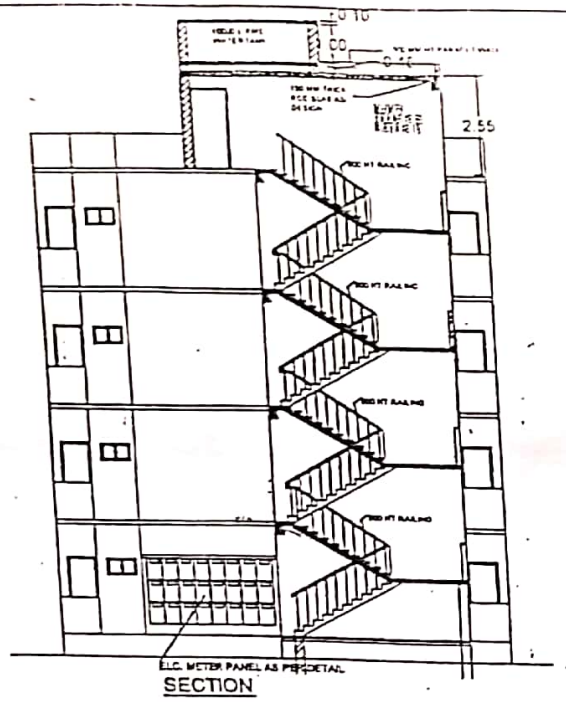

SECTION

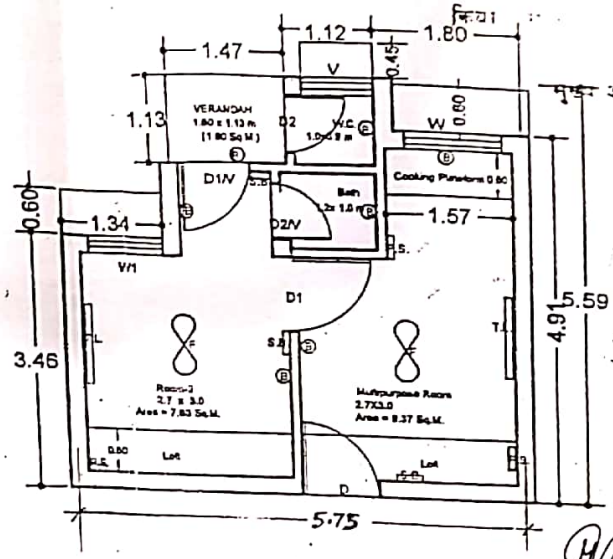

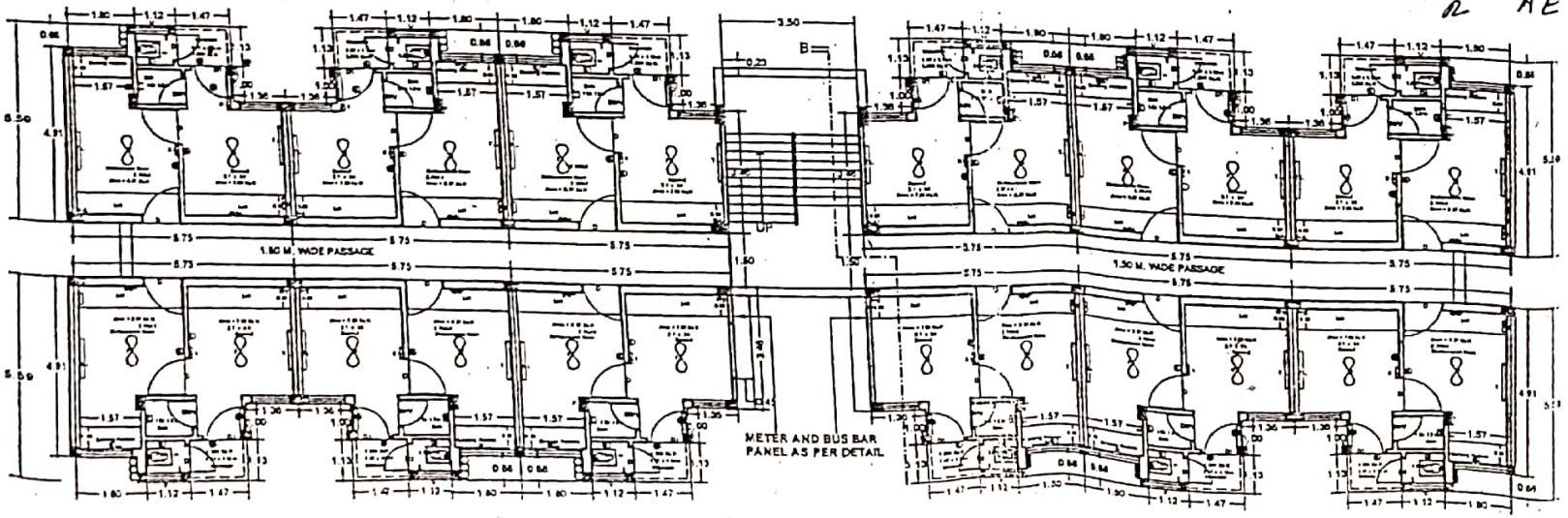

TYPICAL FLOOR PLAN

UPAVP
ARCHITECTURE AND PLANNING SECTION UNIT
NEELGIRI COMPLEX, INDIRA NAGAR
LUCKNOW-226016
ISO. 9001-2000

FILE NO PMAY-05 | SHEET NO.—8/8

DWG NO. 267/UPHDB/AFD/Unit-5/Etc
Working Drawing —PMAY-

ELECTRIFICATION:-

S.N.	TYPE		HEIGHT	REMARKS
1.	F (2 NOS.)	FAN		
2.	B (7 NOS.)	BULB		B
3.	S.B. (3 NOS.)	SWITCH BOARD.	1375MM FROM FLOOR	SB
4.	P.S. (3 NOS.)	POWER SWITCH.	-	PS
5.	T.L. (2 NOS.)	TUBE LIGHT		

NOTE :-
1. ALL INTERSECTIONS OF THIS LAYOUT AS PER DETAILS.
2. TRANSFER OF THIS LAYOUT ON SITE SHOULD BE RECHECKED AND ADJUSTMENTS, IF ANY, SHOULD BE EVENLY DISTRIBUTED.
3. ANY DISCREPANCY IF ANY, FOUND ON SITE SHOULD BE IMMEDIATELY REFERRED TO ARCHITECTURE & PLANNING SECTION, AP UNIT-5.
4. THIS LAY-OUT PLAN DOES NOT ACCOUNT FOR SALABILITY & FINANCIAL ASPECTS OF PROPOSED PROPERTIES THESE MAY BE GOT ASCERTAINED BY CONCERNED DEPARTMENTS BEFORE ACTUAL IMPLEMENTATION.
5- THIS WORKING DRAWING HAS BEEN PREPARED ON THE BASIS OF INFORMATION RECEIVED BY E.CO., VIDE HIS LETTER NO. 2172 / Y-52 35 DT-29.12.2017.
6- THE FEASIBILITY HAS BEEN SENT BY AP-5, VIDE HIS LETTER NO.-308 / AP-6 DATED 06.02.2018.
7- THIS WORKING DRAWING HAS BEEN FINALIZED ON THE BASIS OF THE FEASIBILITY RECEIVED FROM EX. EN. CD-7 VIDE HIS LETTER NO. 239 / Y-52 / 04 DATED 07.02.2018.

निर्गम हेतु प्रमाणित

वस्तुविद नियोजक (पंचम इकाई)

ARCHITECTURE & PLANNING UNIT-5
U.P.AVAS EVAM VIKAS PARISHAD GZE

DETAIL WORKING DRAWING PMAY-20

DATED —06.02.2018

KRISHNA KANT
DIP. ARCH
ARCH. ASSTT.

MUKESH RUHELA
B. ARCH., M. PLANNING (HOUSING) A.I.T.P.
ASSTT. ARCH. PLANNER

SANJEEV KASHYAP
B. PLAN, M. PLANNING (ENVIRONMENT) A.I.T.P.
ARCHITECT PLANNER

CHIEF ARCH. PLANNER

Scanned with CamScanner