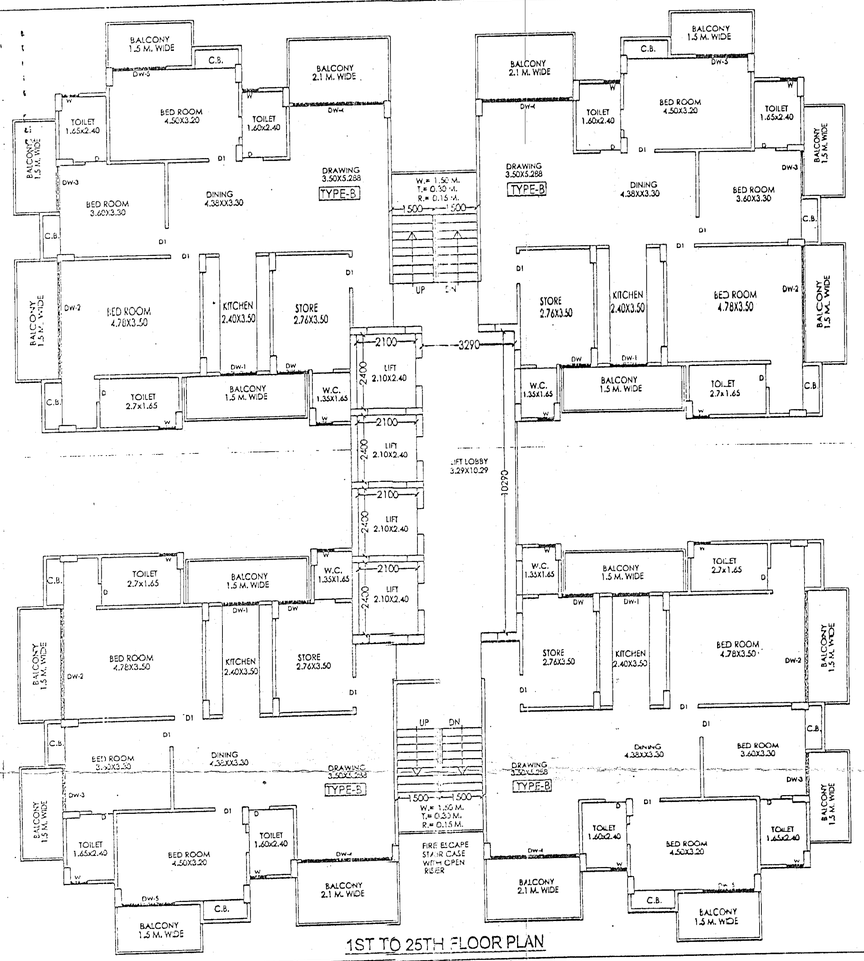


1ST TO 25TH FLOOR PLAN

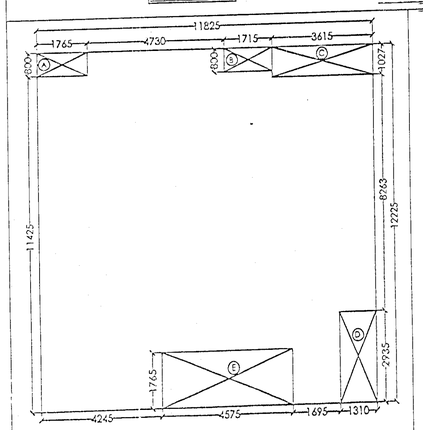

UNIT PLAN TYPE-B (SCALE:- 1:100)

COVERED AREA DETAIL OF ONE UNIT TYPE-B

=(11.825X12.225)-[(A)+(B)+(C)+(D)+(E)]

=(144.56) - A(1.765X0.8)+B(1.715X0.8)+C(3.615X1.027)

+D(1.31X2.935)+E(4.575X1.765)

=(144.56) - A(1.412)+B(1.372)+C(3.172)+D(3.844)+E(8.074)

=(144.56) - (17.874) = 126.686 SQ.M.

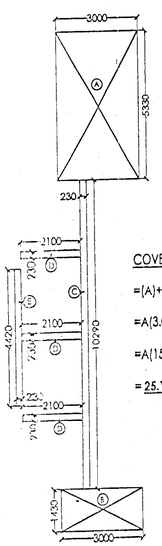

CIRCULATION AREA AT ONE FLOOR (SCALE:- 1:100)

COVERED AREA OF CIRCULATION AT ONE FLOOR:-

=(A)+(B)+(C)+(DX3)+(E):-

=A(3.0X5.33)+B(3.0X1.43)+C(0.23X10.29)+D(2.10X0.23X3)+E(0.23X4.42)

=A(15.99)+B(4.29)+C(2.366)+D(1.449)+E(1.016):-

= 25.111 SQ.M.

F.A.R. AREA:-

COVERED AREA DETAIL ON GROUND FLOOR :-

=(TYPE-BX2)+(CIRCULATION AREA AT ONE FLOOR)+LIFT WELL:-

=(126.686X2)+(25.111)+(20.16)

= 298.643 SQ.M.

COVERED AREA DETAIL AT ONE FLOOR (1ST TO 25TH):-

=(TYPE-BX4)+(CIRCULATION AREA AT ONE FLOOR):-

=(126.686X4)+(25.111) = 531.855 SQ.M.

GROUND COVERAGE FOR ONE BLOCK :-

=(TYPE-BX4)+(CIRCUL. AREA AT ONE FLOOR)+(LIFT WELL AREA)+LIFT LOBBY

+FIREESCAPE+CUPBOARD(AX4):-

=(506.744)+(25.111)+(20.16)+(33.854)+(16.545)+(12.96)

= 615.374 SQ.M.

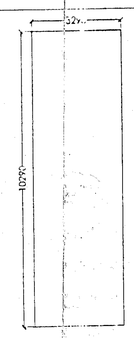

AREA DETAIL OF LIFT LOBBY:-

= 3.29 X 10.29 = 33.854 SQ.M.

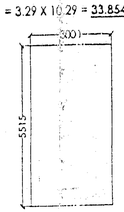

AREA DETAIL OF FIRESCAPE STAIRCASE:-

= (3.0 X 5.515) = 16.545 SQ.M.

15% EXTRA F.A.R AREA CALCULATION FOR TOWER 2:-

AREA DETAIL OF FIRESCAPE STAIRCASE:-

= (3.0 X 5.515) = 16.545 SQ.M.

AREA DETAIL OF MUMTY:-

= (3.46 X5.33)+(3.46X5.515) = 37.523 SQ.M.

AREA DETAIL OF MACHINE ROOM:-

= 5.85X10.75 = 62.887 SQ.M.

AREA DETAIL OF WATER TANK:-

= 3.82 X 5.20 = 19.864 SQ.M.

CUPBOARD AREA DETAIL FOR ONE UNIT TYPE B:

(1.80X0.6X3) = 3.24 SQ.M.

DETAIL OF LIFT WELL AREA:-

(2.10 X 2.40X4) = 20.16 SQ.M.

DETAIL OF LIFT LOBBY AREA:-

= 3.29 X 10.29 = 33.854 SQ.M.

15% EXTRA FAR AREA DETAIL ON GROUND FLOOR :-

= FIRESCAPE STAIR + CUP BOARD (BX2)+ LIFT LOBBY :-

= 16.545 + (3.24X2 )+ 33.854 = 56.879 SQ.M.

15% EXTRA FAR AREA DETAIL ON ONE FLOOR (1ST TO 25TH) :-

= FIRESCAPE STAIR+CUP BOARD(BX4)+ LIFT LOBBY:-

= 16.545 + (3.24X4 )+33.854 = 63.359 SQ.M.

15% EXTRA FAR AREA DETAIL ON ALL FLOOR OF TOWER-2 :-

= GROUND FLOOR + 1ST TO 25TH FLOOR +MUMTY

+MACHINE ROOM + WATER TANK

= 56.879+(63.359X25)+37.523+62.887+19.864

= 1761.128 SQ.M.

SCHEDULE OF DOOR & WINDOWS

| S.NO. | TYPE | SIZE | CILL. LVL. | LTL LVL. |
|---|---|---|---|---|
| [illegible] | D | 0.75 X 2.10 | - | 2.10 M. |
| [illegible] | D | 1.00 X 2.10 | - | 2.10 " |
| 4 | DW-1 | 1.340 X 2.45 | - | 2.45 " |
| 5 | DW-2 | 1.885 X 2.45 | - | 2.45 " |
| 6 | DW-3 | 1.615 X 2.45 | - | 2.45 " |
| 7 | DW-4 | 3.350 X 2.45 | - | 2.45 " |
| 8 | DW-5 | 1.80 X 2.45 | - | 2.45 " |
| 9 | W | 0.60 X 1.40 | 1.05 | 2.45 " |

Plans for proposed Building as per Byelaws submitted for approval Phase.

Architect

SIGNING AUTHORITY

For GOLFGREEN RESIDENCY PVT. LTD.

Director

ARCHITECTS SIGN

SUBMISSION DRAWING

PROJECT:-

PROPOSED PLAN FOR SPORTS CITY AT LAND PARCEL SC-01/D2, SECTOR-79, NOIDA (U.P.) FOR M/S **GOLF GREEN RESIDENCY (P) LTD**

DRG. TITLE:-

1ST TO 25TH FLOOR PLAN (TOWER-2)

| | |
|---|---|
| SCALE:-1:100 | DRG. NO.:07 |
| DLT.BY.:- | DATE:-26/04/2013 |

ARCHITECTS:-

P. N. ANDLEY B.ARCH. A.I.I.A.

ANDLEYS ASSOCIATES PVT. LTD.

ARCHITECTS ENGINEERS PLANNERS

39 HOUSING SOCIETY N.D.S.E-I NEW DELHI - 110049