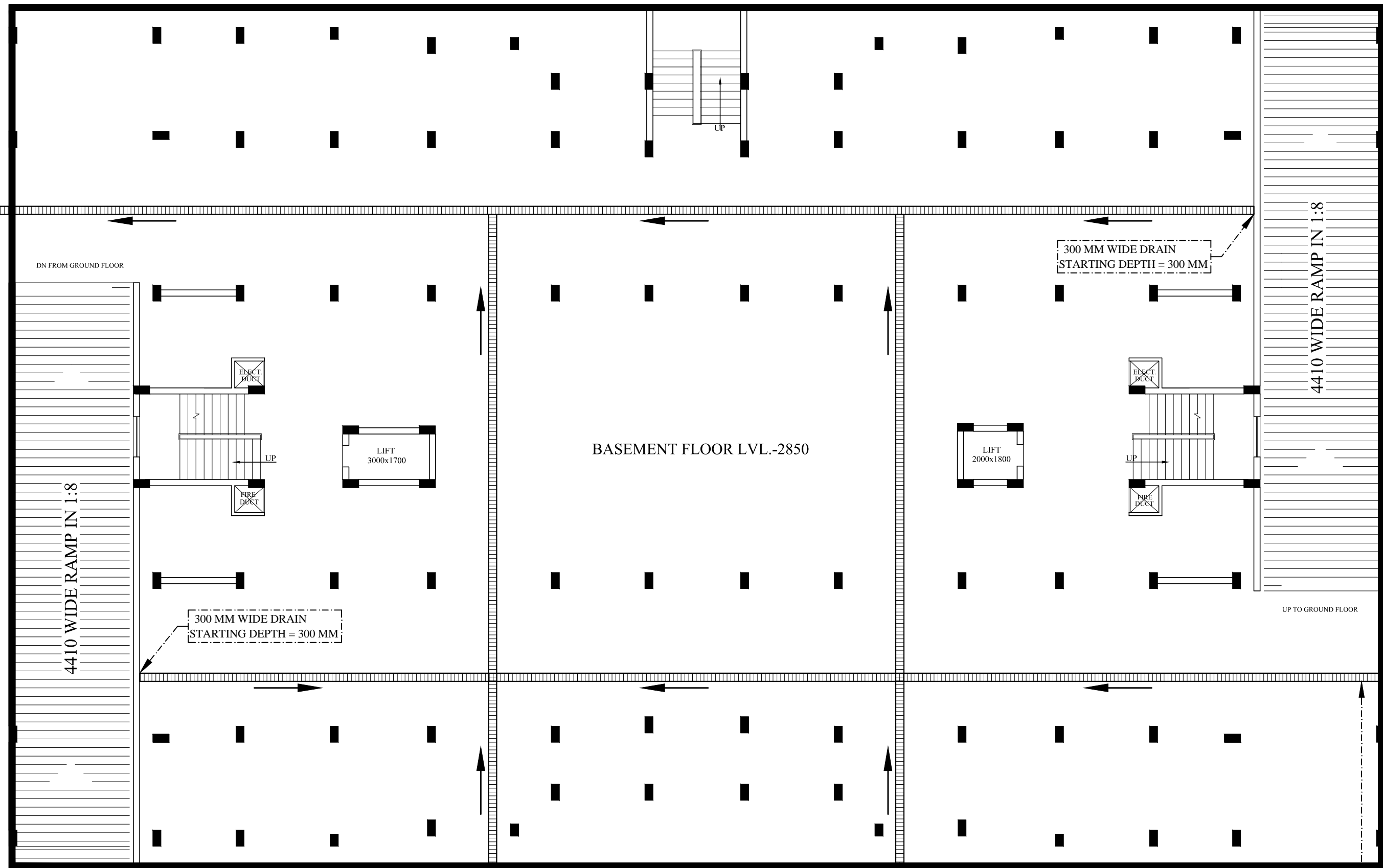


SUMP 1500 X 1500 MM
& 1500 MM DEEP FROM
BASEMENT FLOOR LEVEL



4410 WIDE RAMP IN 1:8

4410 WIDE RAMP IN 1:8

BASEMENT FLOOR LVL.-2850


300 MM WIDE DRAIN
STARTING DEPTH = 300 MM

300 MM WIDE DRAIN
STARTING DEPTH = 300 MM

300 MM WIDE DRAIN
STARTING DEPTH = 300 MM

300 MM WIDE DRAIN
STARTING DEPTH = 300 MM

300 MM WIDE DRAIN
STARTING DEPTH = 300 MM



PROJECT:
PROPOSED RAJVANSH RESIDENCY
GROUP HOUSING FOR
RAJVANSH ESTATES PVT. LTD.
KHASRA NO. - 1578 GRAM-
AURANGABAD KHALSA WARD -
RAJA BIJALI PASI LUCKNOW

SUB. TITLE:
BLOCK-A BASEMENT FLOOR PLAN


DRG. TITLE:
PLUMBING SERVICES

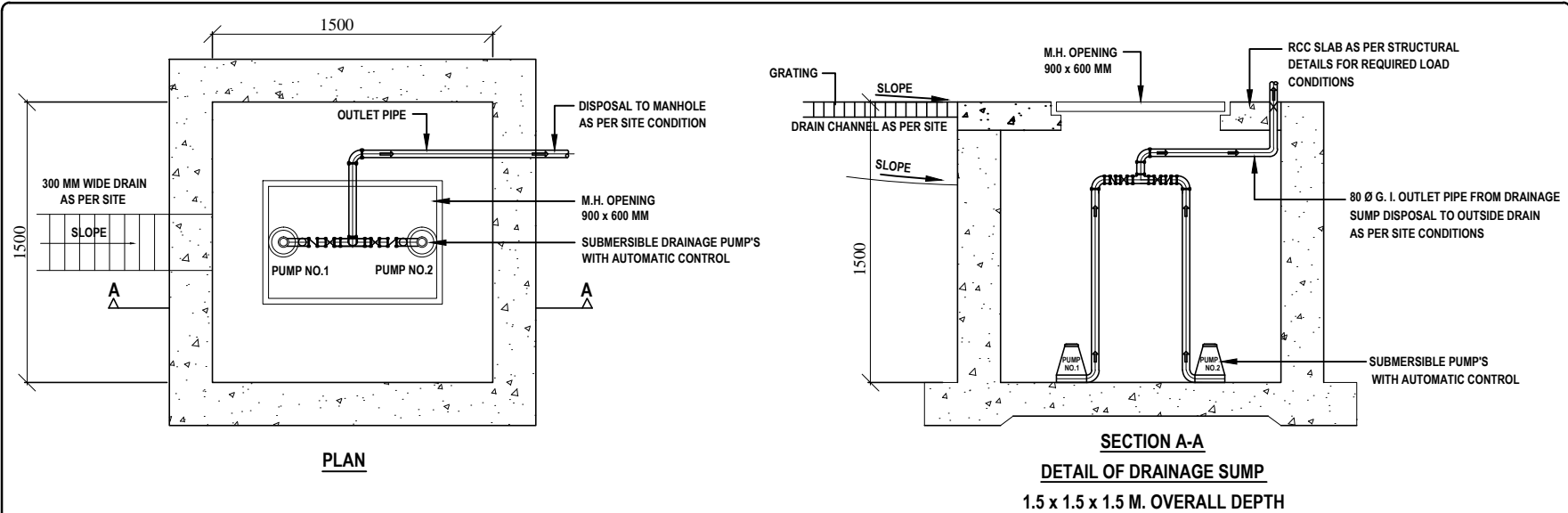
SCALE:	1:100	DRG. NO.:	BLOCK A/SEP-01
DRN BY:	BHUWAN	CHECKED BY:	
DATE:	SEPT-2013		M. PANT


ARCHITECTS:


PUNIT SRIVASTAV
VASTULIPI
ARCHITECTS & INTERIOR DESIGNERS
VASTU SHAstra CONSULTANTS
5/171, VIRAM KHAND, GOMTI NAGAR, LUCKNOW
PH. NO.- 9415418151, 9935590999
email - vastulipi@rediffmail.com
website - www.vastulipi.com

Services Consultant :


SHAH & PANT
CONSULTING ENGINEERS (P) LTD.
AN ISO 9001-2008 COMPANY
1, 4th Floor, HALWASIYA COURT, HAZRATGANI, LUCKNOW (U.P.)
Tele. No. : 0522-2230625, Fax : 0522-2230625, Cell : 9839013280, 9415027719
Email : shah_pant@yahoo.co.in, Web : www.shahpantconsultingengineers.com



LEGEND : (Plumbing)		
S. No.	SYMBOL	DESCRIPTION
1.		300 MM WIDE DRAIN (SLOPE 1 : 450) (Starting Depth = 300 mm)