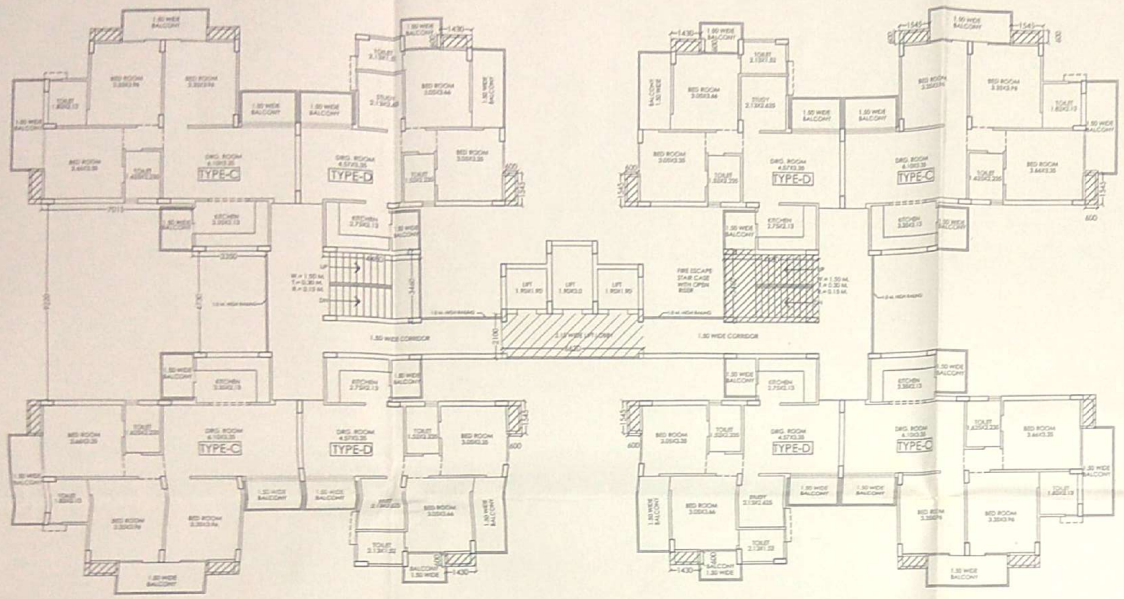

F.A.R. AREA:-

COVERED AREA DETAIL ON GROUND FLOOR :-

=[(TYPE-D)X4]+[(TYPE-C)X4]+[CIR. AREA AT ONE FLOOR]:-

=(64.706X4)+(85.432X2)+(94.814)

=(258.824)+(170.864)+(94.814)

= **524.502 SQ.M.**

COVERED AREA DETAIL AT ONE FLOOR(1ST):-

=[(TYPE-D)X4]+[(TYPE-C)X4]+[CIR. AREA AT ONE FLOOR]:-

=(64.706X4)+(85.432X2)+(94.814)

=(258.824)+(170.864)+(94.814)

= **524.502 SQ.M.**

COVERED AREA DETAIL AT ONE FLOOR(2ND TO 14TH):-

=[(TYPE-D)X4]+[(TYPE-C)X4]+[CIR. AREA AT ONE FLOOR]:-

=(64.706X4)+(85.432X4)+(94.814)

=(258.824)+(341.728)+(94.814)

= **695.366 SQ.M.**

GROUND COVERAGE FOR ONE BLOCK :-

=[(TYPE-D)X4]+[(TYPE-C)X4]+[CIR. AREA AT ONE FLOOR]

+[LIFTWELL AREA]+[LIFT LOBBY]+FIRESCAPE STAIR

+CUP BOARD [[(TYPE-D)X4]+[(TYPE-C)X4]]:-

=(64.706X4)+(85.432X4)+(94.814)+(12.92)+(13.902)

+(14.815)+(1.785X4)+(2.781X4):-

=(258.824)+(341.728)+(94.814)+(12.92)+(13.902)

+(14.815)+ (18.264)

= **755.267 SQ.M.**

15% EXTRA F.A.R AREA CALCULATION FOR BLOCK D:-

AREA DETAIL OF FIRESCAPE STAIRCASE:-

= (1.5 X3.46)+(2.98X3.23) = **14.815 SQ.M.**

AREA DETAIL OF MUMTY :-

= (7.075 X3.46X2) = **48.959 SQ.M.**

AREA DETAIL OF MACHINE ROOM :-

= (2.36X5.56)+(2.13 X 4.46X2) = **32.121 SQ.M.**

AREA DETAIL OF WATER TANK :-

= (5.03 X 3.81X2) = **38.328 SQ.M.**

CUPBOARD AREA DETAIL FOR ONE UNIT TYPE-D

(1.545X0.4)+(1.45X0.6) = 1.785 SQ.M.

CUPBOARD AREA DETAIL FOR ONE UNIT TYPE-C

(1.545X0.6X3) = 2.781 SQ.M.

DETAIL OF LIFT WELL AREA:-

(1.90 X 1.90X2) + (1.90X3.05) = **12.92 SQ.M.**

DETAIL OF LIFT LOBBY AREA:-

= (6.62 X 2.10) = **13.902 SQ.M.**

15% EXTRA FAR AREA DETAIL ON GROUND FLOOR :-

= FIRESCAPE STAIR + LIFT WELL + LIFT LOBBY

+ CUP BOARD [[(TYPE-D)X4]+[(TYPE-C)X2]]+:-

=14.815+12.92 +13.902+(1.785X4)+(2.781X2)

= **54.339 SQ.M.**

15% EXTRA FAR AREA DETAIL ON ONE FLOOR (1ST) :-

= FIRESCAPE STAIR + CUPBOARD [[(TYPE-D)X4]+[(TYPE-C)X2]]+LIFT LOBBY:-

=14.815+(1.785X4+2.781X2) +13.902

= **41.419 SQ.M.**

15% EXTRA FAR AREA DETAIL ON ONE FLOOR (2ND TO 14TH) :-

= FIRESCAPE STAIR +CUPBOARD [[(TYPE-D)X4]+[(TYPE-C)X4]]+LIFT LOBBY:-

=14.815+(1.785X4+2.781X4) +13.902

= **46.981 SQ.M.**

15% EXTRA FAR AREA DETAIL ON ALL FLOOR OF BLOCK-A :-

= GROUND FLOOR +1ST FLOOR + 2ND FLOOR TO 14TH FLOOR

+ MUMTY +MACHINE ROOM + WATER TANK

= 54.339+41.419+(46.981X13)+48.959+32.121+38.328

= **825.919 SQ.M.**

Greater Noida Industrial Development Authority
APPROVED
Valid upto Date
Signature
DCM
(Plan & Arch.)
Drawing Checked & Verified by
Not 23" mass

SCHEDULE OF DOOR & WINDOWS

	TYPE	SIZE	CILL LVL	LTL LVL
1	D-1	1.00 X 2.10	-	2.10 M
2	D-2	0.90 X 2.10	-	2.10
3	D-3	1.250 X 2.50	-	2.50
4	D-4	1.250 X 2.50	-	2.50
5	D-5	0.90 X 1.490	1.000	2.50
6	W-1	0.45 X 1.490	1.000	2.50

SIGNING AUTHORITY

SECRETARY
Green View-II Sahakari Awas Samiti
Greater Noida, Gautam Budh Nagar

ARCHITECT'S SIGN

M. N. ANDLEY
B. ARCH. F.I.I.A., F.I.V.
ARCHITECT CA/ 75/ 1841

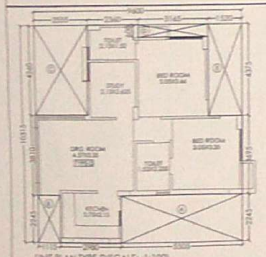

UNIT PLAN TYPE-D(SCALE:- 1:100)

COVERED AREA DETAIL OF ONE UNIT TYPE-D

=[9.6X10.315]-[[A]+[B]+[C]+[D]+[E]]

=[99.024] - A[5.505X2.245]+B[1.115X2.245]+C[2.555X4.26]

+D[3.145X0.65]+E[1.52X4.375]

=[99.024] - A[12.358]+B[2.503]+C[10.884]+D[1.899]+E[6.65]

=[99.024] - [34.294] = **64.704 SQ.M.**

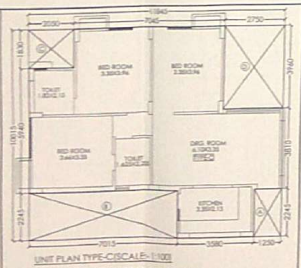

UNIT PLAN TYPE-C(SCALE:- 1:100)

COVERED AREA DETAIL OF ONE UNIT TYPE-C

=[11.845X10.015]-[[A]+[B]+[C]+[D]]

=[118.627] - A[1.25X2.245]+B[7.815X2.245]+C[2.05X1.83]

+D[2.75X3.96]

=[118.627] - A[2.806]+B[15.748]+C[3.751]+D[10.89]

=[118.627] - [33.195] = **85.432 SQ.M.**

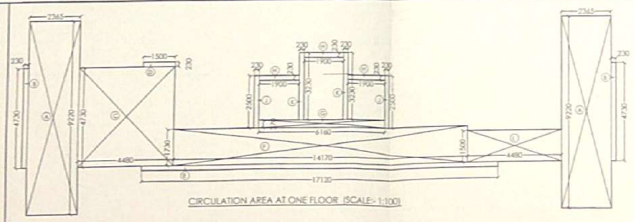

CIRCULATION AREA AT ONE FLOOR (SCALE:- 1:100)

COVERED AREA OF CIRCULATION AT ONE FLOOR:-

=[AX2]+[BX2]+[C]+[D]+[E]+[F]+[G]+[HX3]+[JX2]+[KX2]+[L]-[LIFT LOBBY]:-

=A[2.365X9.22X2]+B[0.23X4.73X2]+C[4.48X4.73]+D[1.5X0.23]+E[17.12X0.23]+F[14.17X1.73]+G[6.16X0.37]+H[1.9X0.23X3]+J[0.23X2.5X2]

+K[0.23X3.23X2]+L[4.48X1.50]-[13.902]:-

=A[43.61]+B[2.175]+C[21.19]+D[0.345]+E[3.937]+F[24.514]+G[2.279] +H[1.311]+J[1.15]+K[1.485]+L[6.72] - [13.902]:-

= 108.716 - 13.902 = **94.814 SQ.M.**

LIFT LOBBY (SCALE:- 1:100)

DETAIL OF LIFTLOBBY:-

= [6.62 X 2.10] = **13.902 SQ.M.**

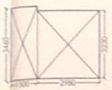

FIRE STAIRCASE (SCALE:- 1:100)

AREA DETAIL OF FIRESCAPE STAIRCASE:-

= (1.5 X3.46)+(2.98X3.23) = **14.815 SQ.M.**

REVISED SUBMISSION DRAWING

PROJECT:-

GROUP HOUSING FOR
GREEN VIEW-II
SAHAKARI AWAS SAMITI LTD.
PLOT NO.4, CHOROSIA ESTATE,
SECTOR-PI, GREATER NOIDA. (U.P.)

DRG. TITLE:-

TYPICAL FLOOR PLAN (TOWER-4)

SCALE:-1:100	DRG. NO.:10
DLT.BY:-	DATE:-18/03/2010

ARCHITECTS:-

M. N. ANDLEY B.ARCH. F.I.I.A. F.I.V.

ANDLEYS ASSOCIATES PVT. LTD.
ARCHITECTS ENGINEERS PLANNERS
39 HOUSING SOCIETY N.D.S.E-I NEW DELHI - 110049

Scanned by CamScanner