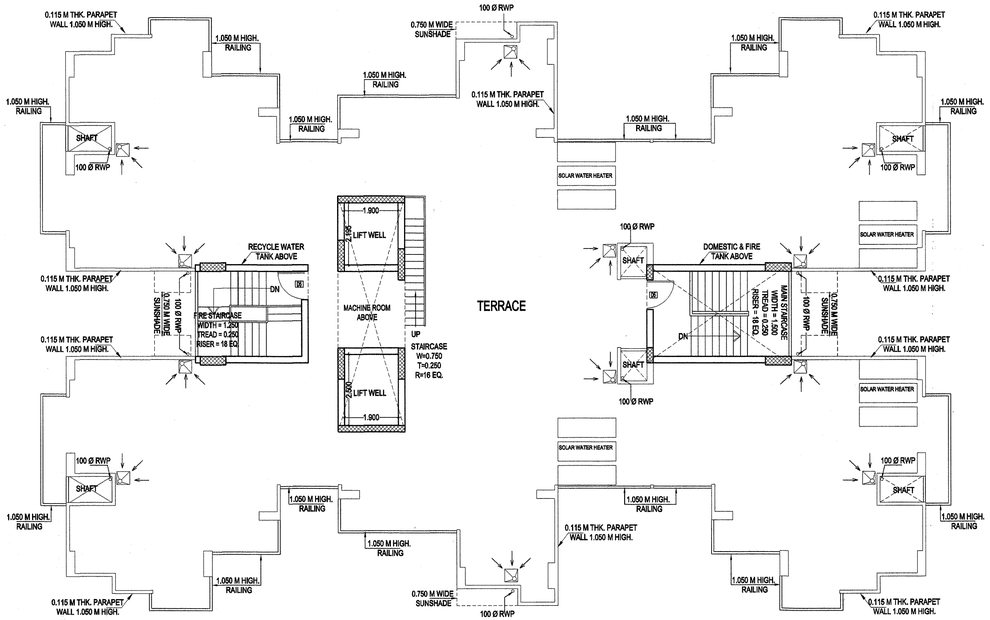

TERRACE PLAN

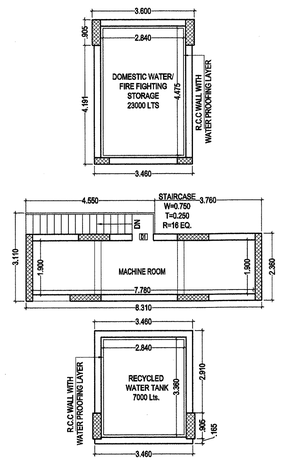

MACHINE ROOM & OVER HEAD WATER TANK

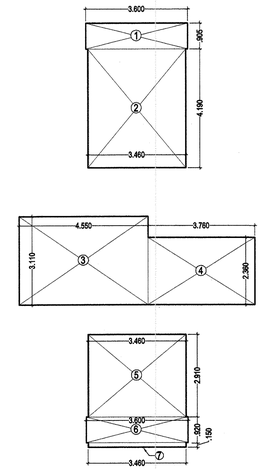

MACHINE ROOM & MUMTY AREA DIAGRAM

MACHINE RM. & MUMTY AREA (SQ MT.)					
SNO.	LENGTH		WIDTH		AREA (SQ.MT.)
1	3.600	x	0.905	=	3.258
2	3.460	x	4.190	=	14.497
3	4.550	x	3.110	=	14.151
4	3.760	x	2.360	=	8.874
5	3.460	x	2.910	=	10.069
6	3.600	x	0.920	=	3.312
7	3.460	x	0.150	=	0.519
TOTAL				=	54.679

TOWER G

	2B+2T (small)	2B+2T (small)	2B+2T (big)	2B+2T (big)	2B+2T (big)	2B+2T (big)		Core area	Total FAR	Cupboard Area per floor	Ground Coverage	Fire stair (Non FAR)	Stilt	M/R, mumty (Non FAR)	Actual Lobby area (FOR REFF.)	Lobby area Ancillary area	LIFT SHAFT Ancillary area		Ancillary area	Nos. of units
	1	2	3	4	5	6	7	8	9	10	11	12	13	14		15	16	17	18	19
									(1 to 8)		9+10+12+13 +15+16+17								10+12+14+15+16+17	
Area details	56.672	56.672	59.511	59.511	59.511	59.511		47.498		9.816	426.514	11.595	122.316	54.679	6.325	6.325	8.921			
Ground / Stilt Floor	56.672	56.672	59.511	59.511				47.498	279.864	6.414	426.514	11.595	122.316		6.325	6.325			24.334	4
First Floor	56.672	56.672	59.511	59.511	59.511	59.511		38.577	389.965	9.816		11.595			6.325	6.325	8.921		36.657	6
Second Floor	56.672	56.672	59.511	59.511	59.511	59.511		38.577	389.965	9.816		11.595			6.325	6.325	8.921		36.657	6
Third Floor	56.672	56.672	59.511	59.511	59.511	59.511		38.577	389.965	9.816		11.595			6.325	6.325	8.921		36.657	6
Fourth Floor	56.672	56.672	59.511	59.511	59.511	59.511		38.577	389.965	9.816		11.595			6.325	6.325	8.921		36.657	6
Fifth Floor	56.672	56.672	59.511	59.511	59.511	59.511		38.577	389.965	9.816		11.595			6.325	6.325	8.921		36.657	6
Sixth Floor	56.672	56.672	59.511	59.511	59.511	59.511		38.577	389.965	9.816		11.595			6.325	6.325	8.921		36.657	6
Seventh Floor	56.672	56.672	59.511	59.511	59.511	59.511		38.577	389.965	9.816		11.595			6.325	6.325	8.921		36.657	6
Eighth Floor	56.672	56.672	59.511	59.511	59.511	59.511		38.577	389.965	9.816		11.595			6.325	6.325	8.921		36.657	6
Ninth Floor	56.672	56.672	59.511	59.511	59.511	59.511		38.577	389.965	9.816		11.595			6.325	6.325	8.921		36.657	6
Tenth Floor	56.672	56.672	59.511	59.511	59.511	59.511		38.577	389.965	9.816		11.595			6.325	6.325	8.921		36.657	6
Eleventh Floor	56.672	56.672	59.511	59.511	59.511	59.511		38.577	389.965	9.816		11.595			6.325	6.325	8.921		36.657	6
Twelfth Floor	56.672	56.672	59.511	59.511	59.511	59.511		38.577	389.965	9.816		11.595			6.325	6.325	8.921		36.657	6
Thirteenth Floor	56.672	56.672	59.511	59.511	59.511	59.511		38.577	389.965	9.816		11.595			6.325	6.325	8.921		36.657	6
M/R, mumty														54.679					54.679	
Total									**5349.409**		**426.514**		**122.316**						**555.548**	**82**

(TOWER- G) S-17

TERRACE FLOOR PLAN & AREA CHART

DOORS & WINDOWS SCHEDULE

S.NO.	TYPE	SIZE	SILL	LINTEL
1	D1	1.050x2.100	±00	2.100
2	D2	0.900x2.100	±00	2.100
3	D3	0.750x2.100	±00	2.100
4	D4	0.855x2.100	±00	2.100
5	D5	1.000x2.100	±00	2.100
6	SD1	1.600x2.500	±00/+0.450	2.500
7	SD2	1.240x2.500	±00/+1.050	2.500
8	SD3	1.800x2.500	±00/+0.450	2.500
9	SD4	1.510x2.500	±00/+0.450	2.500
10	DW5	1.165x2.500	±00/+1.050	2.500
11	SD6	2.100x2.500	±00/+0.450	2.500
12	W1	0.600x1.450	+1.050	2.500
13	W2	0.900x1.450	+1.050	2.500
14	W3	0.915x1.500	+0.900	2.500
15	W4	0.665x1.500	+0.900	2.500
16	W5	0.650x1.500	+0.900	2.500

Map for proposed Building is as per Bye Laws-submitted for approval Please.

Pl. Asstt. Asstt. Arch Architect

PROJECT TITLE :

REVISED GROUP HOUSING AT PLOT NO.GH-17, SEC- 75,NOIDA. FOR - M/S MAXBLIS CONSTRUCTION PVT. LTD.

DRAWING TITLE:-

TERRACE FLOOR PLAN & AREA CHART TOWER - G (G/S+13)

S-17 DRG.NO.

SCALE	1:100
DATE	20130304
DEALT	
JOB NO.	\\Comp12\D\DATA\17-75,GARDENIA\20130323_SUBMISSION \20130323_SUBMISSION

DEEPAK MEHTA & ASSOCIATES
ARCHITECTS, PLANNERS, VALUERS, LANDSCAPE & INTERIORS
PLOT NO. 16 ABHISHEK PLAZA L.S.C. MAYUR VIHAR PH-I DELHI 91
PH: 65272180 TELEFAX: 22770180

Architect Deepak Mehta
COA/A/10840
Plot No. 16 Abhishek Plaza LSC
Mayur Vihar Ph-II, Delhi-91

ARCHITECT'S SIGN

For MAXBLIS CONSTRUCTION PVT. LTD.

Authorised Signatory

OWNER'S SIGN