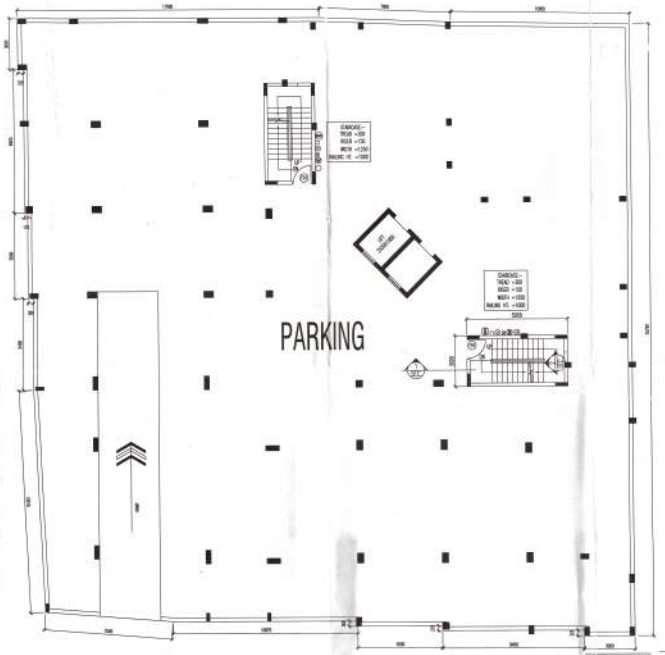


BASEMENT ( PARKING )

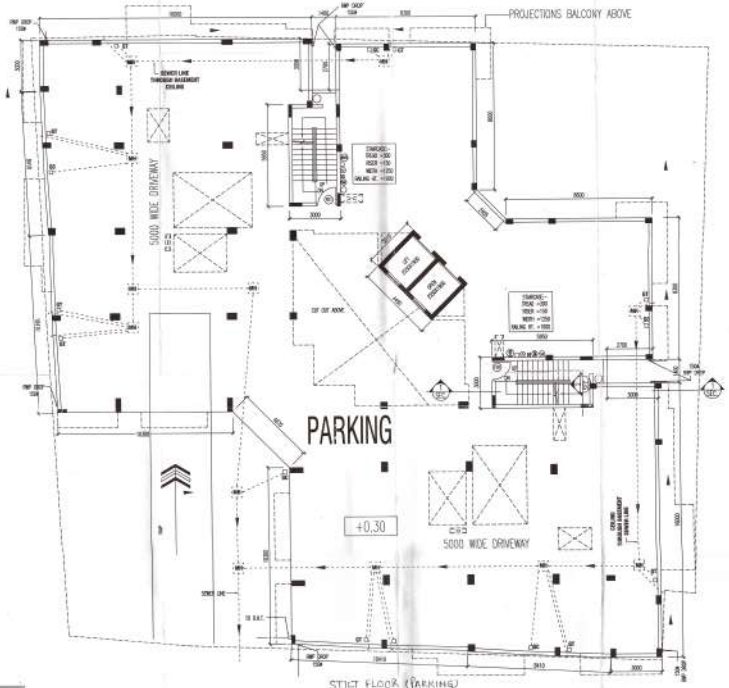


STILT FLOOR (PARKING)

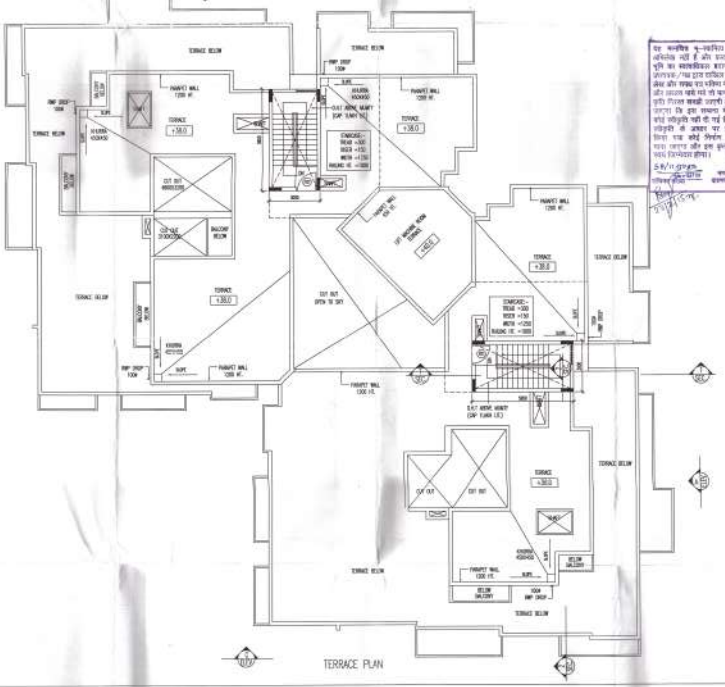

TERRACE PLAN

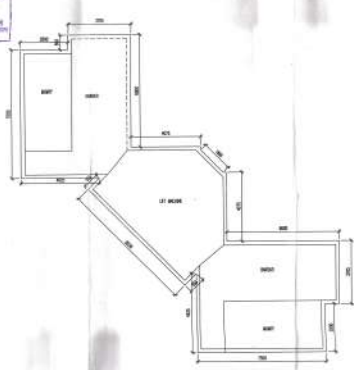

MUMTY, LIFT MACHINE ROOM & BARSATI FLOOR PLAN

SHEET NO. 2

PROPOSED GROUP HOUSING PLAN OF S.M. PLOT NO. 516, $\frac{515}{1}$ $\frac{517}{2}$, $\frac{521}{1}$ & $\frac{521}{2}$, MAUZA-KAKARMATTA, PARGANA - DEHAT AMANAT, WARD - NAGWA, TEHSIL & DISTRICT - VARANASI

SCHEDULE OF OPENINGS

| TYPE | WIDTH | HEIGHT | SILL HT. | LINTEL | REMARKS |
|---|---|---|---|---|---|
| D01 | 750 | 2100 | 0 | 2100 | TOILET DOOR |
| D02 | 900 | 2100 | 0 | 2100 | BED/VIT.DOOR |
| D02* | 900 | 2400 | 0 | 2400 | BALCONY DOOR |
| D03 | 1000 | 2100 | 0 | 2100 | MAIN ENT. DOOR |
| FD1 | 1200 | 2100 | 0 | 2100 | FIRE DOOR |
| SL1 | 1700 | 2100 | 0 | 2100 | SLIDING DOOR |
| DW1 | 1700 | 2400 | 0 | 2400 | DOOR CUM WINDOW |
| DW2 | 2300 | 2400 | 0 | 2400 | DOOR CUM WINDOW |
| | | | | | |
| | | | | | |
| W01 | 1600 | 1500 | 900 | 2400 | |
| W02 | 1050 | 1300 | 1100 | 2400 | |
| W03 | 1050 | 2300 | 100 | 2400 | |
| W04 | 900 | 1500 | 900 | 2400 | |
| V01 | 600 | 600 | 1800 | 2400 | |

FHC = FIRE HOSE CABINETS

SCALE 1:100

DRAWN

CHECKED MM

DATE FEB'2012

OWNER'S SIGN.

1. [illegible]
2. [illegible]
3. [illegible]

ENGINEER'S SIGN.