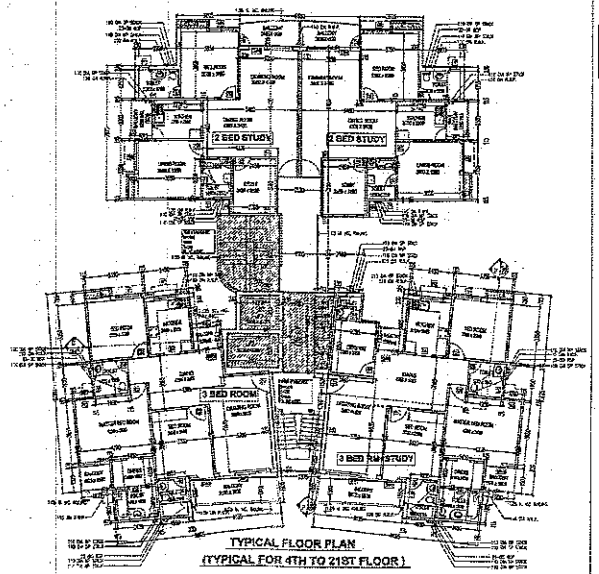

TYPICAL FLOOR PLAN
(TYPICAL FOR 4TH TO 21ST FLOOR)

TOTAL FAR AREA OF TOWER-C AT 4TH TO 21ST FL.=2X2 BED STUDY + 3 BED + 3BED STUDY + TYPICAL CORE=
=2X87.153 +108.981+119.675+37.712 = 440.674 SQMT.

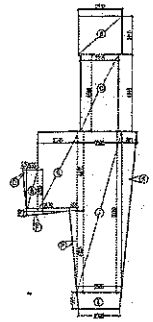

AREA DIAGRAM TYPICAL CORE
(4TH TO 19TH FLOOR)

B - 2.630 X 2.21 = 5.812 Sq.M.
C - 2.215 X 4.00 = 8.860 Sq.M.
D - 1/2 X 0.230 X 2.380 = 0.273 Sq.M.
E - 0.625 X 2.399 = 1.511 Sq.M.
F - 1/2 X 2.520 X 0.240 = 0.302 Sq.M.
G - 2.340 X 4.435 = 10.400 Sq.M.
H - 1/2 X 0.485 X 4.750 = 1.153 Sq.M.
J - 2.580 X 9.340 = 24.095 Sq.M.
K - 1/2 X 0.995 X 9.320 = 4.634 Sq.M.
L - 2.580+2.760X0.9620 = 2.48 Sq.M.

TOTAL =52.848 Sq.M.

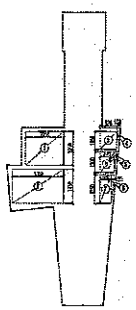

TYPICAL CORE DEDUCTIONS
(4TH TO 19TH FLOOR)

1 - 2.250 X 1.930 = 4.337 Sq.M.
2 - 3.40 X 1.650 = 5.610 Sq.M.
3 - 0.510 X 1.650 = 0.842 Sq.M.
4 - 1/2 X 0.100 X 1.800 = 0.090 Sq.M.
5 - 0.645 X 1.200 = 0.774 Sq.M.
6 - 1/2 X 0.110 X 1.200 = 0.066 Sq.M.
7 - 0.880 X 1.850 = 1.628 Sq.M.
8 - 1/2 X 0.150 X 1.850 = 0.137 Sq.M.

TOTAL = 13.658 Sq.M.

NET FAR AREA OF TYPICAL CORE= TOTAL AREA - DEDUCTIONS =1.65x1.355
= 52.848 - 13.658= 37.712 SQMT.

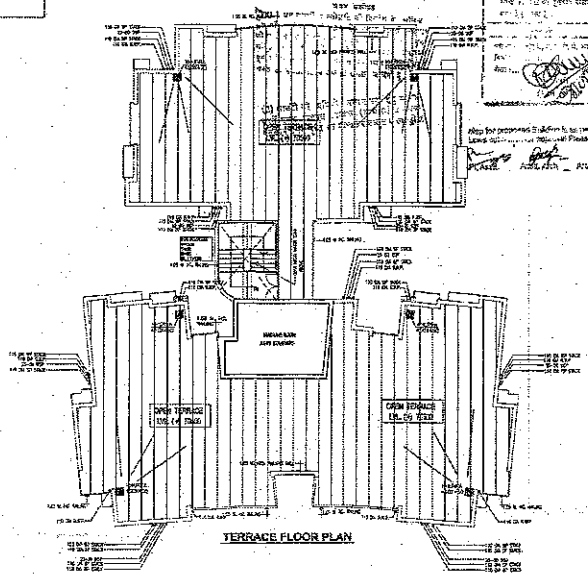

TERRACE FLOOR PLAN

15% SERVICES AREA DETAILS FOR TOWER-C

	CUP BOARD	LIFT LOBBY	FST	MACHINE ROOM	MUMTY	CHT	SER. DUCT	LIFT SHAFT	TOTAL
GR. FL.							3.40		
1ST FL.							3.40	10.24	13.64
2ND FL.							3.40	10.24	13.64
3RD FL.							3.40	10.24	13.64
4TH FL.	5.00	8.50	15.60				3.40	10.24	42.74
5TH FL.	5.00	8.50	15.60				3.40	10.24	42.74
6TH FL.	5.00	8.50	15.60				3.40	10.24	42.74
7TH FL.	5.00	8.50	15.60				3.40	10.24	42.74
8TH FL.	5.00	8.50	15.60				3.40	10.24	42.74
9TH FL.	5.00	8.50	15.60				3.40	10.24	42.74
10TH FL.	5.00	8.50	15.60				3.40	10.24	42.74
11TH FL.	5.00	8.50	15.60				3.40	10.24	42.74
12TH FL.	5.00	8.50	15.60				3.40	10.24	42.74
13TH FL.	5.00	8.50	15.60				3.40	10.24	42.74
14TH FL.	5.00	8.50	15.60				3.40	10.24	42.74
15TH FL.	5.00	8.50	15.60				3.40	10.24	42.74
16TH FL.	5.00	8.50	15.60				3.40	10.24	42.74
17TH FL.	5.00	8.50	15.60				3.40	10.24	42.74
18TH FL.	5.00	8.50	15.60				3.40	10.24	42.74
19TH FL.	5.00	8.50	15.60				3.40	10.24	42.74
20TH FL.	5.00	8.50	15.60				3.40	10.24	42.74
21ST FL.	5.00	8.50	15.60				3.40	10.24	42.74
TOTAL	90.00	153.00	280.80	28.34	58.04	27.64	71.40	215.04	924.80

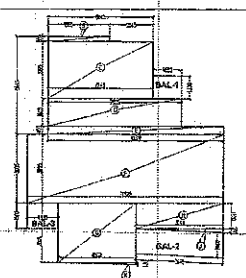

AREA DIAGRAM 3 BED ROOM

S - 5.560 X 0.285 = 1.620 Sq.M.
C - 6.545 X 3.285 = 20.248 Sq.M.
D - 7.805 X 1.615 = 12.828 Sq.M.
E - 10.310 X 0.460 = 4.742 Sq.M.
F - 11.520 X 3.985 = 45.923 Sq.M.
G - 4.560 X 3.515 = 16.023 Sq.M.
H - 6.140 X 1.430 = 7.778 Sq.M.
J - 1/2 X 3.199 X 0.290 = 0.745 Sq.M.
K - 1/2 X 4.600 X 0.130 = 0.299 Sq.M.

TOTAL = 108.981 Sq.M.

TOTAL F A R AREA OF 3 BED ROOM=108.981 SQMT.

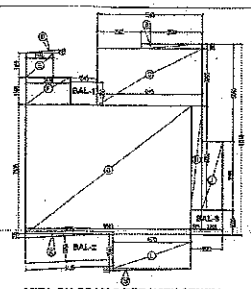

AREA DIAGRAM 3 BED WITH STUDY

B - 3.560 X 0.285 = 1.020 Sq.M.
C - 6.545 X 3.285 = 20.248 Sq.M.
D - 1/2 X 1.640 X 0.285 = 0.233 Sq.M.
E - 1.560 X 1.410 = 2.200 Sq.M.
F - 2.630 X 1.520 = 4.000 Sq.M.
G - 8.685 X 7.535 = 73.062 Sq.M.
H - 0.915 X 6.060 = 5.547 Sq.M.
J - 1.205 X 3.935 = 4.614 Sq.M.
K - 1/2 X 5.555 X 0.255 = 0.708 Sq.M.
L - 4.570 X 2.04 = 9.323 Sq.M.
M - 1/2 X 4.570 X 0.115 = 0.262 Sq.M.

TOTAL = 119.675 Sq.M.

TOTAL F A R AREA OF 3 BED STUDY= 119.675 SQMT.

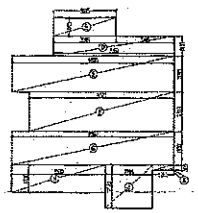

AREA DIAGRAM 2 BED STUDY

B - 3.595 X 1.005 = 3.038 Sq.M.
D - 7.160 X 1.135 = 8.127 Sq.M.
E - 8.500 X 2.035 = 20.091 Sq.M.
F - 8.575 X 2.300 = 19.723 Sq.M.
G - 8.500 X 1.950 = 16.700 Sq.M.
H - 6.53 X 1.230 = 8.014 Sq.M.
J - 2.715 X 2.570 = 7.123 Sq.M.
K - 1.265 X 0.200 = 0.379 Sq.M.

TOTAL = 87.153 Sq.M.

NET FAR AREA OF 2 BED STUDY = 87.153

ENGINEER'S SIGN

ARCHITECTS
SPACE COMBINE
ARCHITECTS, PLANNERS, ENGINEERS & PROJECT MANAGEMENT CONSULT.
A/111/2, 2ND FLOOR,
SAFDARJUNG ENCLAVE, NEW DELHI-29
PH-46150000,

DRAWING TITLE :
TOWER-C
(3 BED ROOM = 2 BED WITH STUDY)
(2 BED ROOM + STUDY)
TYPICAL FLOOR PLAN (4TH TO 21ST FL)
AND AREA AREA CALCULATION)

SCALE : 1:100 DRG. NO- A-11

DEALT BY : RISHI

OWNER :
GREAT VALUE PROJECTS
INDIA LTD.

ARCHITECT'S SIGN

For Shri Gurkar Infrastructure Pvt. Ltd.
Auth. Signatory / Director

OWNER'S SIGN

PROJECT:
PROPOSED GROUP HOUSING AT PLOT NO-GH-02, SECTOR-107 NOIDA (U.P.)