TOTAL FAR AREA OF TOWER-F AT 6TH TO 21ST FL.=2X2 BED STUDY + 3 BED + 3BED STUDY + TYPICAL CORE=
=2X87.153 +108.981+119.675+37.712 = 440.574 SQMT.

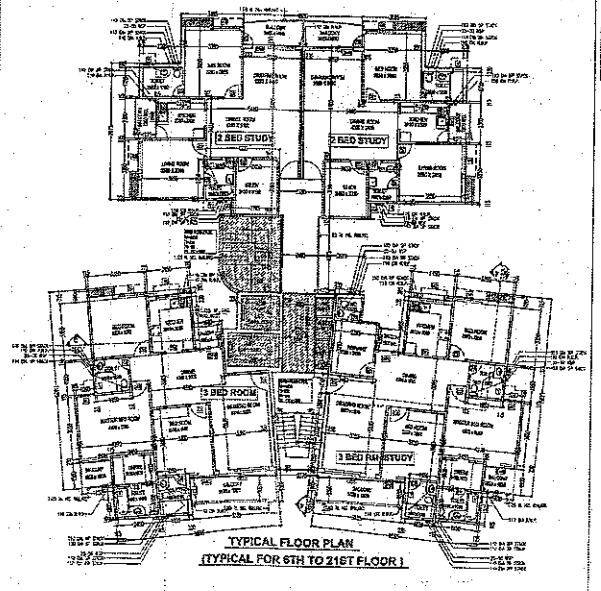

TYPICAL FLOOR PLAN
(TYPICAL FOR 6TH TO 21ST FLOOR)

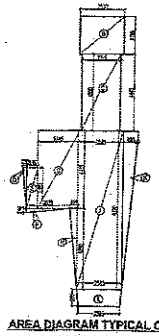

AREA DIAGRAM TYPICAL CORE
(6TH TO 21ST FLOOR)

B - 2.520 X 2.21 = 5.562 Sq.M.
C - 2.215 X 4.50 = 9.968 Sq.M.
D - 1/2 X 0.232 X 2.320 = 0.270 Sq.M.
E - 0.625 X 2.320 = 1.451 Sq.M.
F - 1/2 X 2.520 X 0.245 = 0.308 Sq.M.
G - 2.345 X 4.435 = 10.400 Sq.M.
H - 1/2 X 0.435 X 4.750 = 1.153 Sq.M.
J - 2.595 X 8.320 = 21.590 Sq.M.
K - 1/2 X 0.685 X 9.320 = 4.124 Sq.M.
L - 2.585+2.365X0.5692 = 2.43 Sq.M.

TOTAL =56.548 Sq.M.

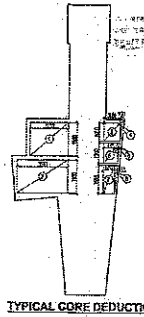

TYPICAL CORE DEDUCTIONS
(6TH TO 21ST FLOOR)

1 - 2.250 X 1.950 = 4.387 Sq.M.
2 - 3.00 X 1.950 = 5.850 Sq.M.
3 - 0.970 X 1.950 = 1.918 Sq.M.
4 - 1/2 X 0.100 X 1.050 = 0.053 Sq.M.
5 - 0.645 X 1.250 = 1.614 Sq.M.
6 - 1/2 X 0.115 X 1.200 = 0.069 Sq.M.
7 - 0.900 X 1.550 = 1.122 Sq.M.
8 - 1/2 X 0.155 X 1.650 = 0.127 Sq.M.

TOTAL = 15.436 Sq.M.

NET FAR AREA OF TYPICAL CORE= TOTAL AREA - DEDUCTIONS =56.548 - 15.436=40.90 = 37.712 SQMT.

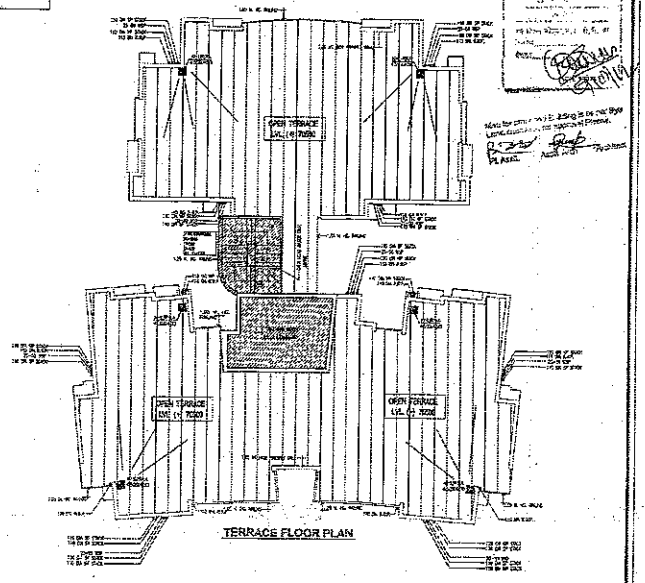

TERRACE FLOOR PLAN

15% SERVICES AREA DETAILS FOR TOWER-F

	CUP BOARD	LIFT LOBBY	FST	MACHINE ROOM	MUMTY	OHT	SER. DUCT	LIFT SHAFT	TOTAL
GR. FL.									
1ST FL.							3.40	10.24	13.64
2ND FL.							3.40	10.24	13.64
3RD FL.							3.40	10.24	13.64
4TH FL.							3.40	10.24	13.64
5TH FL.							3.40	10.24	13.64
6TH FL.	5.04	8.50	15.60				3.40	10.24	42.74
7TH FL.	5.04	8.50	15.60				3.40	10.24	42.74
8TH FL.	5.04	8.50	15.60				3.40	10.24	42.74
9TH FL.	5.04	8.50	15.60				3.40	10.24	42.74
10TH FL.	5.04	8.50	15.60				3.40	10.24	42.74
11TH FL.	5.04	8.50	15.60				3.40	10.24	42.74
12TH FL.	5.04	8.50	15.60				3.40	10.24	42.74
13TH FL.	5.04	8.50	15.60				3.40	10.24	42.74
14TH FL.	5.04	8.50	15.60				3.40	10.24	42.74
15TH FL.	5.04	8.50	15.60				3.40	10.24	42.74
16TH FL.	5.04	8.50	15.60				3.40	10.24	42.74
17TH FL.	5.04	8.50	15.60				3.40	10.24	42.74
18TH FL.	5.04	8.50	15.60				3.40	10.24	42.74
19TH FL.	5.04	8.50	15.60				3.40	10.24	42.74
20TH FL.	5.04	8.50	15.60				3.40	10.24	42.74
21ST FL.	5.04	8.50	15.60				3.40	10.24	42.74
TOTAL	80.64	136.00	249.60	28.34	58.04	27.64	71.40	215.04	866.70

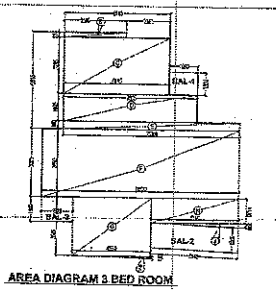

AREA DIAGRAM 3 BED ROOM

B - 3.500 X 0.255 = 1.020 Sq.M.
C - 6.145 X 3.295 = 20.248 Sq.M.
D - 7.800 X 1.605 = 12.324 Sq.M.
E - 10.340 X 0.487 = 4.792 Sq.M.
F - 11.520 X 3.995 = 46.023 Sq.M.
G - 4.500 X 3.515 = 15.529 Sq.M.
H - 6.140 X 1.400 = 7.596 Sq.M.
J - 1/2 X 5.140 X 0.290 = 0.745 Sq.M.
K - 1/2 X 4.500 X 0.130 = 0.293 Sq.M.

TOTAL = 108.981 Sq.M.

TOTAL F A R AREA OF 3 BED ROOM=108.981 SQMT.

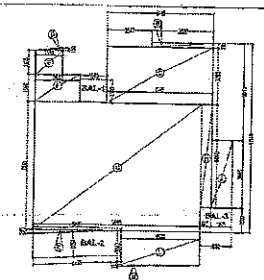

AREA DIAGRAM 3 BED WITH STUDY

B - 3.500 X 0.255 = 1.020 Sq.M.
C - 6.145 X 3.295 = 20.248 Sq.M.
D - 1/2 X 1.590 X 0.155 = 0.123 Sq.M.
E - 1.590 X 1.410 = 2.243 Sq.M.
F - 2.620 X 1.590 = 4.165 Sq.M.
G - 8.565 X 7.535 = 73.352 Sq.M.
H - 0.615 X 5.550 = 3.727 Sq.M.
J - 1.295 X 3.605 = 4.668 Sq.M.
K - 1/2 X 0.125 X 0.295 = 0.755 Sq.M.
L - 4.570 X 2.04 = 9.323 Sq.M.
M - 1/2 X 4.570 X 0.115 = 0.262 Sq.M.

TOTAL = 119.675 Sq.M.

TOTAL F A R AREA OF 3 BED STUDY= 119.675 SQMT.

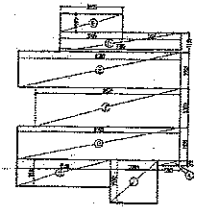

AREA DIAGRAM 2 BED STUDY

B - 3.890 X 1.025 = 3.908 Sq.M.
G - 7.190 X 1.125 = 8.127 Sq.M.
E - 8.630 X 2.295 = 20.001 Sq.M.
F - 8.575 X 2.200 = 18.720 Sq.M.
G - 9.930 X 1.850 = 18.706 Sq.M.
H - 5.80 X 1.250 = 6.011 Sq.M.
J - 2.725 X 2.570 = 7.163 Sq.M.
K - 1.525 X 0.300 = 0.378 Sq.M.

TOTAL = 87.153 Sq.M.

NET FAR AREA OF 2 BED STUDY = 87.153

ENGINEER'S SIGN

ARCHITECTS
SPACE COMBINE
ARCHITECTS, PLANNERS, ENGINEERS & PROJECT MANAGEMENT CONSULT.
A-012, 2ND FLOOR,
SAFDARJUNG ENCLAVE, NEW DELHI-29.
PH:-49150000.

SHEET TITLE :
TOWER-F
(2 BED ROOM + 3 BED WITH STUDY)
& (2 BED ROOM + STUDY)
TYPICAL FLOOR PLAN (6TH TO 21ST Fl)
AND AREA AREA CALCULATION)

SCALE : 1:100 DRG. NO. A -15

DESIGN BY : SISHC

DRAWN :

GREAT VALUE PROJECTS INDIA LTD.

For Great Value Projects India Ltd.
Authorised Signatory

ARCHITECT'S SIGN OWNER'S SIGN

PROJECT:
PROPOSED GROUP HOUSING AT PLOT NO-GH-02, SECTOR-107 NOIDA (U.P.)