TOTAL FAR AREA OF TOWER-H AT 3RD TO 21ST FL.=2 X2 BED STUDY + 3 BED + 3BED STUDY + TYPICAL CORE=
=2X87.153 +109.981+119.675+37.712 = 440.674 SQMT.

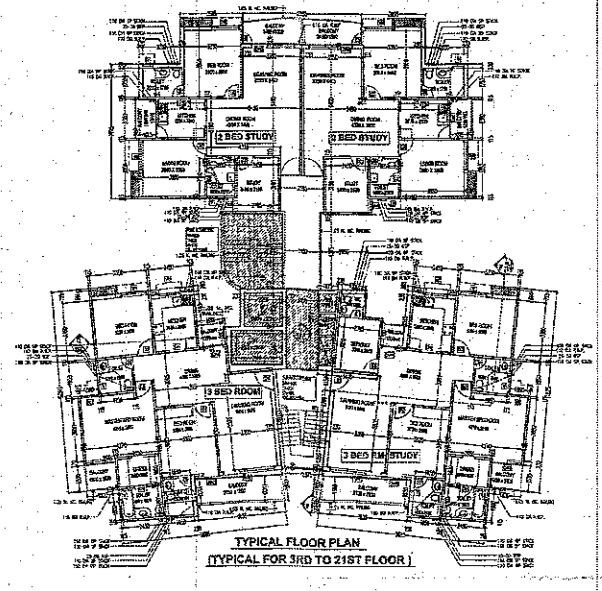

TYPICAL FLOOR PLAN
(TYPICAL FOR 3RD TO 21ST FLOOR)

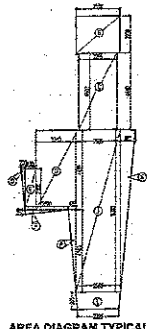

AREA DIAGRAM TYPICAL CORE
(3RD TO 21ST FLOOR)

B - 2.530 X 2.71 = 6.852 Sq.M.
D - 2.215 X 4.69 = 9.903 Sq.M.
D - 1/2 X 0.230 X 2.330 = 0.268 Sq.M.
E - 0.655 X 2.309 = 1.511 Sq.M.
F - 1/2 X 2.330 X 0.249 = 0.301 Sq.M.
G - 2.315 X 4.425 = 10.400 Sq.M.
H - 1/2 X 0.455 X 4.750 = 1.153 Sq.M.
J - 2.590 X 9.325 = 24.145 Sq.M.
K - 1/2 X 0.825 X 3.325 = 4.104 Sq.M.
L - 2.545+2.325+0.0012 = 2.48 Sq.M.

TOTAL =65.848 Sq.M.

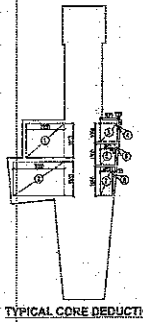

TYPICAL CORE DEDUCTIONS
(3RD TO 21ST FLOOR)

1 - 2.250 X 1.950 = 4.387 Sq.M.
2 - 3.30 X 1.950 = 6.435 Sq.M.
3 - 0.910 X 1.053 = 1.018 Sq.M.
4 - 1/2 X 0.910 X 1.950 = 0.892 Sq.M.
5 - 0.845 X 1.203 = 1.014 Sq.M.
6 - 1/2 X 0.110 X 1.200 = 0.066 Sq.M.
7 - 0.975 X 1.550 = 1.512 Sq.M.
8 - 1/2 X 0.155 X 1.550 = 0.127 Sq.M.

TOTAL = 15.630 Sq.M.

NET FAR AREA OF TYPICAL CORE= TOTAL AREA - DEDUCTIONS = 1.65M.SQ
= 65.848 - 15.630 = 50.218 SQMT.

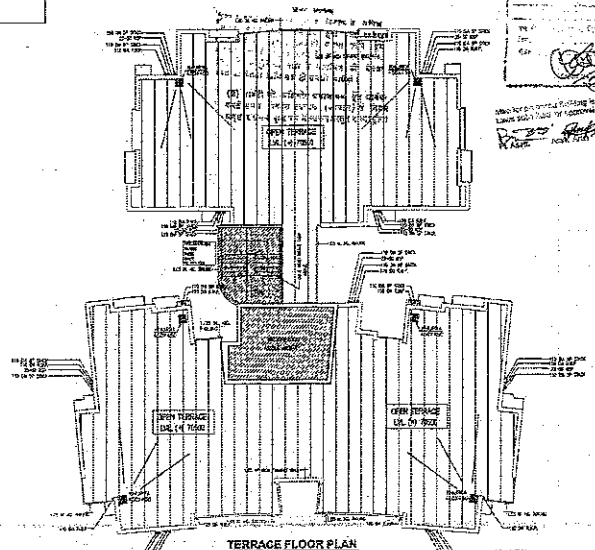

TERRACE FLOOR PLAN

15% SERVICES AREA DETAILS FOR TOWER-H

	CUP BOARD	LIFT LOBBY	FST	MACHINE ROOM	MUMTY	OHT	SER. DUCT	LIFT SHAFT	TOTAL
GR. FL.									
1ST FL.							3.40	10.24	13.64
2ND FL.							3.40	10.24	13.64
3RD FL.	5.034	8.50	15.60				3.40	10.24	42.78
4TH FL.	5.034	8.50	15.60				3.40	10.24	42.78
5TH FL.	5.034	8.50	15.60				3.40	10.24	42.78
6TH FL.	5.034	8.50	15.60				3.40	10.24	42.78
7TH FL.	5.034	8.50	15.60				3.40	10.24	42.78
8TH FL.	5.034	8.50	15.60				3.40	10.24	42.78
9TH FL.	5.034	8.50	15.60				3.40	10.24	42.78
10TH FL.	5.034	8.50	15.60				3.40	10.24	42.78
11TH FL.	5.034	8.50	15.60				3.40	10.24	42.78
12TH FL.	5.034	8.50	15.60				3.40	10.24	42.78
13TH FL.	5.034	8.50	15.60				3.40	10.24	42.78
14TH FL.	5.034	8.50	15.60				3.40	10.24	42.78
15TH FL.	5.034	8.50	15.60				3.40	10.24	42.78
16TH FL.	5.034	8.50	15.60				3.40	10.24	42.78
17TH FL.	5.034	8.50	15.60				3.40	10.24	42.78
18TH FL.	5.034	8.50	15.60				3.40	10.24	42.78
19TH FL.	5.034	8.50	15.60				3.40	10.24	42.78
20TH FL.	5.034	8.50	15.60				3.40	10.24	42.78
21ST FL.	5.034	8.50	15.60				3.40	10.24	42.78
TOTAL	93.84	181.50	296.40	28.34	50.94	27.54	71.40	215.04	954.00

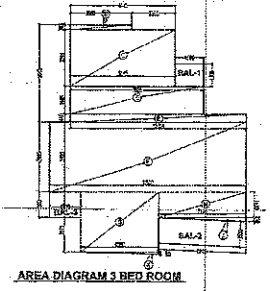

AREA DIAGRAM 3 BED ROOM

B - 3.530 X 0.285 = 1.020 Sq.M.
C - 8.145 X 3.295 = 26.248 Sq.M.
D - 7.605 X 1.605 = 12.528 Sq.M.
E - 10.310 X 0.460 = 4.742 Sq.M.
F - 11.520 X 0.900 = 10.368 Sq.M.
G - 4.560 X 3.915 = 18.026 Sq.M.
H - 5.140 X 1.430 = 7.350 Sq.M.
J - 1/2 X 5.140 X 0.290 = 0.745 Sq.M.
K - 1/2 X 2.500 X 0.130 = 0.255 Sq.M.

TOTAL = 109.981 Sq.M.

TOTAL F A R AREA OF 3 BED ROOM=109.981 SQMT.

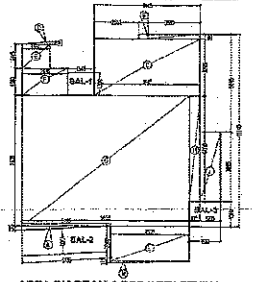

AREA DIAGRAM 3 BED WITH STUDY

B - 3.530 X 0.285 = 1.020 Sq.M.
C - 8.145 X 3.295 = 26.248 Sq.M.
D - 1/2 X 1.605 X 0.190 = 0.152 Sq.M.
E - 1.360 X 1.415 = 2.349 Sq.M.
F - 2.030 X 1.500 = 4.102 Sq.M.
G - 9.895 X 7.335 = 72.582 Sq.M.
H - 0.915 X 3.000 = 2.777 Sq.M.
J - 1.505 X 3.985 = 6.344 Sq.M.
K - 1/2 X 5.125 X 0.295 = 0.755 Sq.M.
L - 4.575 X 2.54 = 9.323 Sq.M.
M - 1/2 X 4.570 X 0.115 = 0.262 Sq.M.

TOTAL = 119.675 Sq.M.

TOTAL F A R AREA OF 3 BED STUDY= 119.675 SQMT.

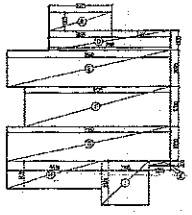

AREA DIAGRAM 2 BED STUDY

B - 3.825 X 1.055 = 3.936 Sq.M.
D - 7.160 X 1.135 = 8.127 Sq.M.
E - 9.590 X 2.065 = 20.361 Sq.M.
F - 8.575 X 2.300 = 19.723 Sq.M.
G - 9.390 X 1.200 = 11.268 Sq.M.
H - 5.53 X 1.630 = 9.014 Sq.M.
J - 2.725 X 2.570 = 7.133 Sq.M.
K - 1.285 X 0.300 = 0.375 Sq.M.

TOTAL = 87.133 Sq.M.

NET FAR AREA OF 2 BED STUDY = 87.133

ENGINEERS SIGN

ARCHITECTS

SPACE COMBINE

ARCHITECTS, PLANNERS, ENGINEERS & PROJECT MANAGEMENT CONSULT.
A-17/12, 2ND FLOOR,
SARDAR JUNG ENCLAVE, NEW DELHI-20.
PH-46150009.

DRAWT TITLE :

TOWER-H
(3 BED ROOM + 2 BED WITH STUDY)
(2 BED ROOM + STUDY)

TYPICAL FLOOR PLAN (3RD TO 21ST FL)
AND AREA AREA CALCULATION)

SCALE : 1:100 DRG. NO.- A -15

DRAWN BY : BISHT

OWNER :

GREAT VALUE PROJECTS INDIA LTD.

ARCHITECTS SIGN

OWNERS SIGN

PROJECT:

PROPOSED GROUP HOUSING AT PLOT NO-GH-02, SECTOR-107 NOIDA (U.P.)