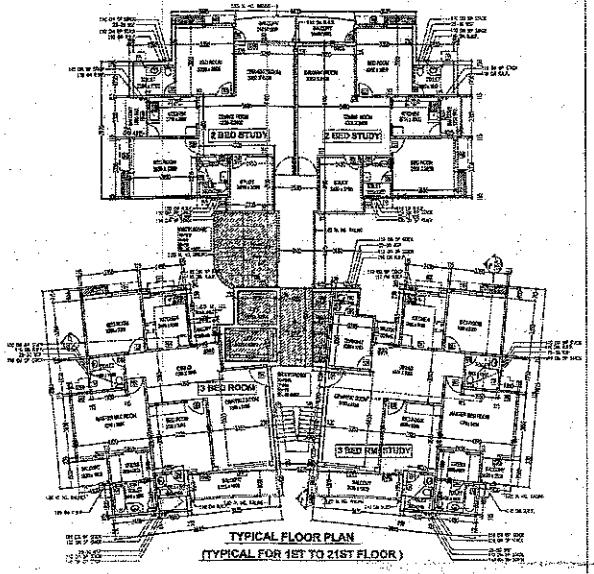

TYPICAL FLOOR PLAN
(TYPICAL FOR 1ST TO 21ST FLOOR)

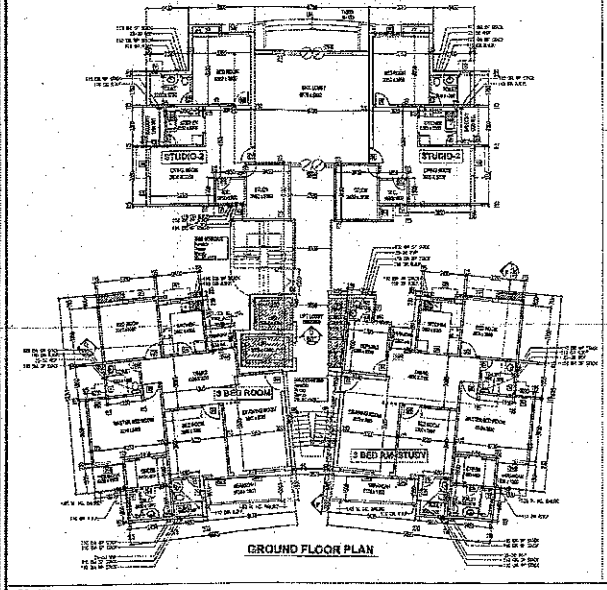

GROUND FLOOR PLAN

TOTAL FAR AREA OF TOWER-I AT GROUND FLOOR=2X STUDIO-02 + 3 BED + 3 BED STUDY+ GROUND FL. CORE
=2X64.40+108.981+119.675+107.166= 464.622 SQMT.

TOTAL FAR AREA OF TOWER-I AT 1ST TO 21ST FL.=2 X2 BED STUDY + 3 BED + 3BED STUDY + TYPICAL CORE=
=2X87.153 +108.981+119.675+37.712 = 440.574 SQMT

TOTAL GROUND, COVD. AREA OF TOWER-I = 2 X STUDIO-02 + 3 BED + 3 BED STUDY + GR CORE=
= 2 X 67.34 + 121.919 + 132.425 + 122.765 = 511.79 SQMT.

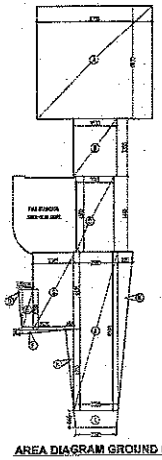

AREA DIAGRAM GROUND CORE

A - 8.700 X 6.800 = 44.421 Sq.M.
B - 2.250 X 2.355 = 5.429 Sq.M.
C - 2.215 X 4.85 = 9.968 Sq.M.
D - 1/2 X 0.250 X 2.350 = 0.373 Sq.M.
E - 0.825 X 2.350 = 1.311 Sq.M.
F - 1/2 X 2.550 X 0.240 = 0.302 Sq.M.
G - 2.345 X 4.400 = 10.400 Sq.M.
H - 1/2 X 0.455 X 4.760 = 1.153 Sq.M.
J - 2.580 X 9.320 = 24.045 Sq.M.
K - 1/2 X 0.865 X 8.320 = 4.125 Sq.M.
L - 2.985+2.395/2=2.2952 = 2.48 Sq.M.

TOTAL =107.166 Sq.M.

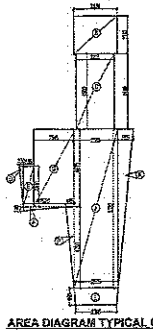

AREA DIAGRAM TYPICAL CORE

B - 2.530 X 2.21 = 5.592 Sq.M.
C - 2.215 X 4.50 = 9.968 Sq.M.
D - 1/2 X 0.250 X 2.350 = 0.373 Sq.M.
E - 0.825 X 2.350 = 1.311 Sq.M.
F - 1/2 X 2.550 X 0.240 = 0.302 Sq.M.
G - 2.345 X 4.400 = 10.400 Sq.M.
H - 1/2 X 0.455 X 4.760 = 1.153 Sq.M.
J - 2.580 X 9.320 = 24.045 Sq.M.
K - 1/2 X 0.865 X 8.320 = 4.125 Sq.M.
L - 2.985+2.395/2=2.2952 = 2.48 Sq.M.

TOTAL =88.848 Sq.M.

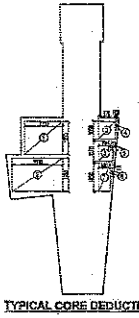

TYPICAL CORE DEDUCTIONS

1 - 2.350 X 1.850 = 4.347 Sq.M.
2 - 3.600 X 1.569 = 5.650 Sq.M.
3 - 0.500 X 1.050 = 0.918 Sq.M.
4 - 1/2 X 0.100 X 1.050 = 0.052 Sq.M.
5 - 0.845 X 1.200 = 1.014 Sq.M.
6 - 1/2 X 0.110 X 1.050 = 0.058 Sq.M.
7 - 0.680 X 1.850 = 1.122 Sq.M.
8 - 1/2 X 0.155 X 1.650 = 0.127 Sq.M.

TOTAL = 13.838 Sq.M.

NET AREA OF GROUND CORE FOR G.C. = 107.166 + FIRE STAIR=
= 107.166+15.60 = 122.765 SQMT.

NET FAR AREA OF GROUND CORE= 107.166 SQMT.

NET FAR AREA OF TYPICAL CORE= TOTAL AREA - DEDUCTIONS + 1.55 FA.SRS
= 88.848 - 13.838+48.00 = 37.712 SQMT.

TOTAL GROUND, COVD. AREA OF STUDIO-2
=64.40+ 2.94 = 67.34 SQMT.

TOTAL F A R AREA OF STUDIO-2 = 64.40 SQMT.

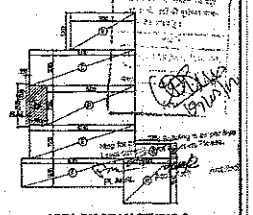

AREA DIAGRAM STUDIO-2

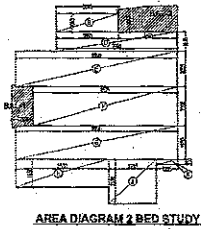

AREA DIAGRAM 2 BED STUDY

B - 3.695 X 1.065 = 3.936 Sq.M.
D - 7.162 X 1.133 = 8.127 Sq.M.
E - 9.590 X 2.096 = 20.091 Sq.M.
F - 8.575 X 2.305 = 19.725 Sq.M.
G - 6.500 X 1.350 = 18.720 Sq.M.
H - 5.53 X 1.650 = 9.054 Sq.M.
J - 2.765 X 2.570 = 7.103 Sq.M.
K - 1.265 X 0.300 = 0.379 Sq.M.

TOTAL = 87.153 Sq.M.

NET FAR AREA OF 2 BED STUDY = 87.153

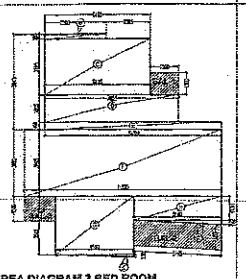

AREA DIAGRAM 3 BED ROOM

B - 3.695 X 0.265 = 1.020 Sq.M.
C - 6.145 X 3.295 = 20.248 Sq.M.
D - 7.375 X 1.605 = 12.125 Sq.M.
E - 10.319 X 0.460 = 4.742 Sq.M.
F - 11.226 X 3.955 = 44.403 Sq.M.
G - 4.580 X 3.315 = 15.329 Sq.M.
H - 5.140 X 1.430 = 7.350 Sq.M.
J - 1/2 X 6.140 X 0.290 = 0.745 Sq.M.
K - 1/2 X 4.570 X 0.110 = 0.252 Sq.M.

TOTAL = 102.961 Sq.M.

1.50 MT. BALCONY AREA AT GR. FL.

BALCONY-1 - 1.660 X 1.50 = 2.490 Sq.M.
BALCONY-2 - 5.145 X 1.39 = 7.148 Sq.M.
BALCONY-3 - 1.82 X 1.50 = 2.730 Sq.M.

TOTAL = 12.368 Sq.M.

TOTAL GROUND, COVD. AREA OF 3 BED ROOM=
=108.981 + 12.938 = 121.919 SQMT.

TOTAL F A R AREA OF 3 BED ROOM=108.981 SQMT.

TOTAL F A R AREA OF 3 BED ROOM=108.981 SQMT.

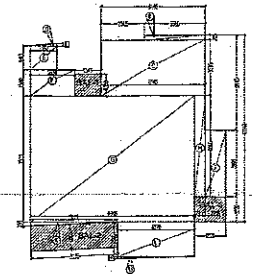

AREA DIAGRAM 3 BED WITH STUDY

B - 3.695 X 0.265 = 1.020 Sq.M.
C - 6.145 X 3.295 = 20.248 Sq.M.
D - 1/2 X 1.550 X 0.155 = 0.120 Sq.M.
E - 1.550 X 1.415 = 2.249 Sq.M.
F - 2.550 X 1.550 = 4.102 Sq.M.
G - 8.695 X 7.655 = 73.062 Sq.M.
H - 6.515 X 6.055 = 3.727 Sq.M.
J - 1.205 X 3.095 = 4.814 Sq.M.
K - 1/2 X 3.125 X 0.295 = 0.766 Sq.M.
L - 4.570 X 2.54 = 9.323 Sq.M.
M - 1/2 X 4.570 X 0.115 = 0.262 Sq.M.

TOTAL = 119.675 Sq.M.

1.5 MT. BALCONY AREA AT GR. FL.

BALCONY-1 - 1.545 X 1.50 = 2.318 Sq.M.
BALCONY-2 - 5.135 X 1.50 = 7.702 Sq.M.
BALCONY-3 - 1.82 X 1.50 = 2.73 Sq.M.

TOTAL = 12.75 Sq.M.

TOTAL GROUND, COVD. AREA OF 3 BED STUDY=
=119.675 + 12.75 = 132.425 SQMT.

TOTAL F A R AREA OF 3 BED STUDY= 119.675 SQMT.

TOTAL F A R AREA OF 3 BED STUDY= 119.675 SQMT.

ENGINEERS SIGN

TOWER -L,M,N,R ARE SIMILAR

ARCHITECT:

SPACE COMBINE

ARCHITECTS, PLANNERS, ENGINEERS & PROJECT MANAGEMENT CONSULT.
A-11/12, 2ND FLOOR,
SAFDARJUNG ENCLAVE, NEW DELHI-29.
PH-46150000,

PROJECT TITLE:

TOWER-L,M,N,R
(3 BED ROOM + 3 BED WITH STUDY)
& (2 BED ROOM + STUDY)

GROUND & TYPICAL FLOOR PLAN AND AREA CALCULATION)

SCALE : 1:100 DRWG. NO.: A-05

DEALT BY : BISHT

OWNER:

GREAT VALUE PROJECTS INDIA LTD.

ARCHITECT'S SIGN

For Great Value Projects India Limited
Authorised Signatory & Director

OWNER'S SIGN

PROJECT:

PROPOSED GROUP HOUSING AT PLOT NO-GH-02, SECTOR-107 NOIDA (U.P.)