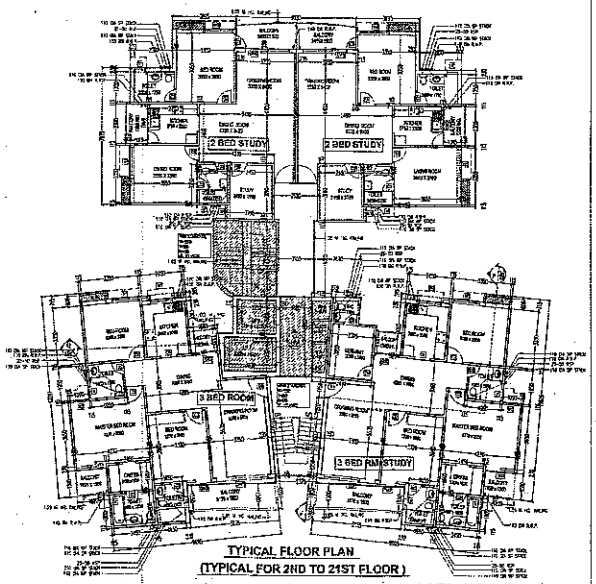

TYPICAL FLOOR PLAN
(TYPICAL FOR 2ND TO 21ST FLOOR)

TOTAL FAR AREA OF TOWER-O AT 2ND TO 21ST FL.=2 X2 BED STUDY + 3 BED + 3BED STUDY + TYPICAL CORE=
=2X87.153 +108.981+119.675+37.712 = 440.674 SQMT.

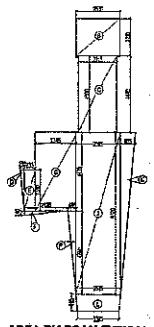

AREA DIAGRAM TYPICAL CORE
(2ND TO 21ST FLOOR)

B - 2.530 X 2.21 = 5.592 Sq.M.
C - 2.215 X 4.50 = 9.968 Sq.M.
D - 1/2 X 0.230 X 2.380 = 0.273 Sq.M.
E - 0.654 X 2.368 = 1.511 Sq.M.
F - 1/2 X 2.570 X 0.210 = 0.302 Sq.M.
G - 2.345 X 4.435 = 10.400 Sq.M.
H - 1/2 X 0.655 X 4.750 = 1.163 Sq.M.
J - 2.530 X 3.230 = 24.045 Sq.M.
K - 1/2 X 0.885 X 9.320 = 4.124 Sq.M.
L - 2.880+2.394X0.5X0.2 = 2.46 Sq.M.

TOTAL =58.848 Sq.M.

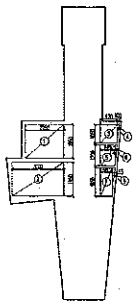

TYPICAL CORE DEDUCTIONS
(2ND TO 21ST FLOOR)

1 - 2.250 X 1.980 = 4.397 Sq.M.
2 - 3.00 X 1.850 = 5.550 Sq.M.
3 - 0.910 X 1.050 = 1.010 Sq.M.
4 - 1/2 X 0.100 X 1.050 = 0.052 Sq.M.
5 - 0.945 X 1.210 = 1.014 Sq.M.
6 - 1/2 X 0.110 X 1.200 = 0.066 Sq.M.
7 - 0.560 X 1.650 = 1.122 Sq.M.
8 - 1/2 X 0.155 X 1.650 = 0.127 Sq.M.

TOTAL = 13.538 Sq.M.

NET FAR AREA OF TYPICAL CORE= TOTAL AREA - DEDUCTIONS =58.848-13.538=45.310 SQMT.
= 58.848 - 13.538=0.59= 37.712 SQMT.

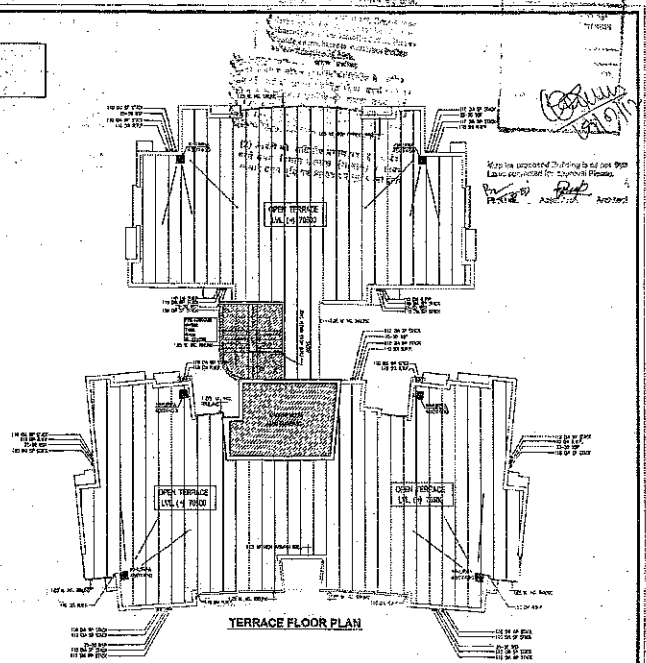

TERRACE FLOOR PLAN

15% SERVICES AREA DETAILS FOR TOWER-O

	CUP BOARD	LIFT LOBBY	FST	MACHINE ROOM	MUMTY	OHT	SER. DUCT	LIFT SHAFT	TOTAL
GR. FL.									
1ST FL.							3.40	10.24	13.64
2ND FL.	5.04	8.50	15.60				3.40	10.24	42.78
3RD FL.	5.04	8.50	15.60				3.40	10.24	42.78
4TH FL.	5.04	8.50	15.60				3.40	10.24	42.78
5TH FL.	5.04	8.50	15.60				3.40	10.24	42.78
6TH FL.	5.04	8.50	15.60				3.40	10.24	42.78
7TH FL.	5.04	8.50	15.60				3.40	10.24	42.78
8TH FL.	5.04	8.50	15.60				3.40	10.24	42.78
9TH FL.	5.04	8.50	15.60				3.40	10.24	42.78
10TH FL.	5.04	8.50	15.60				3.40	10.24	42.78
11TH FL.	5.04	8.50	15.60				3.40	10.24	42.78
12TH FL.	5.04	8.50	15.60				3.40	10.24	42.78
13TH FL.	5.04	8.50	15.60				3.40	10.24	42.78
14TH FL.	5.04	8.50	15.60				3.40	10.24	42.78
15TH FL.	5.04	8.50	15.60				3.40	10.24	42.78
16TH FL.	5.04	8.50	15.60				3.40	10.24	42.78
17TH FL.	5.04	8.50	15.60				3.40	10.24	42.78
18TH FL.	5.04	8.50	15.60				3.40	10.24	42.78
19TH FL.	5.04	8.50	15.60				3.40	10.24	42.78
20TH FL.	5.04	8.50	15.60				3.40	10.24	42.78
21ST FL.	5.04	8.50	15.60				3.40	10.24	42.78
TOTAL	100.64	170.00	312.00	28.34	58.04	27.64	71.40	215.04	883.26

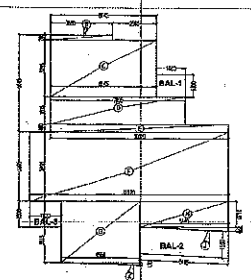

AREA DIAGRAM 3 BED ROOM

B - 3.560 X 0.285 = 1.020 Sq.M.
C - 6.165 X 3.955 = 29.248 Sq.M.
D - 7.805 X 1.605 = 12.526 Sq.M.
E - 10.310 X 0.460 = 4.742 Sq.M.
F - 11.520 X 3.995 = 46.023 Sq.M.
G - 4.560 X 3.515 = 16.026 Sq.M.
H - 5.140 X 1.430 = 7.350 Sq.M.
J - 1/2 X 5.140 X 0.290 = 0.745 Sq.M.
K - 1/2 X 4.560 X 0.130 = 0.296 Sq.M.

TOTAL = 108.981 Sq.M.

TOTAL F A R AREA OF 3 BED ROOM=108.981 SQMT.

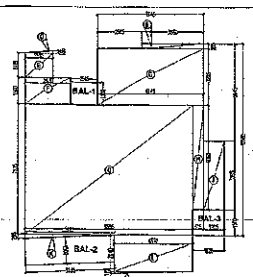

AREA DIAGRAM 3 BED WITH STUDY

B - 3.560 X 0.285 = 1.020 Sq.M.
C - 8.145 X 2.295 = 20.240 Sq.M.
D - 1/2 X 1.560 X 0.155 = 0.123 Sq.M.
E - 1.590 X 1.415 = 2.249 Sq.M.
F - 2.630 X 1.550 = 4.102 Sq.M.
G - 8.685 X 7.235 = 73.057 Sq.M.
H - 0.915 X 8.050 = 3.727 Sq.M.
J - 1.205 X 3.995 = 4.814 Sq.M.
K - 1/2 X 6.125 X 0.255 = 0.755 Sq.M.
L - 4.570 X 2.64 = 9.323 Sq.M.
M - 1/2 X 4.570 X 0.115 = 0.262 Sq.M.

TOTAL = 119.675 Sq.M.

TOTAL F A R AREA OF 3 BED STUDY= 119.675 SQMT.

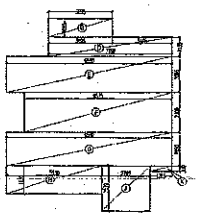

AREA DIAGRAM 2 BED STUDY

B - 3.695 X 1.065 = 3.936 Sq.M.
D - 7.160 X 1.135 = 8.127 Sq.M.
E - 9.660 X 2.095 = 20.231 Sq.M.
F - 8.575 X 2.300 = 19.723 Sq.M.
G - 9.990 X 1.950 = 19.480 Sq.M.
H - 5.53 X 1.630 = 9.014 Sq.M.
J - 2.765 X 2.570 = 7.103 Sq.M.
K - 1.265 X 0.300 = 0.379 Sq.M.

TOTAL = 87.153 Sq.M.

NET FAR AREA OF 2 BED STUDY = 87.153

ENGINEER'S SIGN

ARCHITECTS
SPACE COMBINE
ARCHITECTS, PLANNERS, ENGINEERS & PROJECT MANAGEMENT CONSULT.
A/H/12, 2ND FLOOR,
SAFDARJUNG ENCLAVE, NEW DELHI-29.
PH:-46150000,

SHEET TITLE :
TOWER-O
(3 BED ROOM, + 3 BED WITH STUDY)
& (2 BED ROOM + STUDY)
TYPICAL FLOOR PLAN (2ND TO 21ST FL)
AND AREA AREA CALCULATION)

SCALE : 1:100 DRG. NO.- A-23

DEALT BY : BISHT

OWNER :
GREAT VALUE PROJECTS
INDIA LTD.

For Great Value Projects India Ltd.
Auth. Signatory / Director

ARCHITECT'S SIGN OWNER'S SIGN

PROJECT:
PROPOSED GROUP HOUSING AT PLOT NO-GH-02, SECTOR-107 NOIDA (U.P.)