(Specifications of Construction)

1. Foundation	:	R.C.C. Raft Foundation
2. Masonry	:	AAC Blocks and Brickwork & RCC walls.
3. Flooring	:	Laminated Wooden Flooring (All Bed Room),
	:	Vitrified Tiles (D.D.K.), Granite Stone (All Toilet)
	:	Anti Skid Tiles (All Balconies)
	:	Stone Common Lobby Area & Stair
4. Doors and Hardware (Mortice	:	Designer Flush Doors In Polish/Duco Paint Locks & Tower Bolt)
5. Windows	:	UPVC Sliding Doors & Windows.
6. Internal Finish	:	P.O.P. Punning & Oil Bound Distemper
7. External Finish	:	High Quality Texture Paint.
8. Sanitary ware and fittings	:	W.C., Wall Mounted W.C. with concealed cistern in Toilets of Reputed Brand
	:	W.C. Floor Mounted With Cistern & Corner Wash Basin in Servant Toilet
9. Electrical	:	A.C., Geysers & Fans Reputed Brand
		Wire – Poly Cap & Finolex/Other Equivalent Reputed Brand
	:	Switch Socket etc. – Siemens/Schneider Or other equivalent Reputed Brand
	:	D.B. – Siemens/Schneider/ Other Equivalent Reputed Brand
10. Plumbing and water Line	:	CPVC, UPVC. & G.I.
11. Railing	:	Stainless/Mild Steel/Glass

THEMECOUNTY PRIVATE LIMITED NOIDA

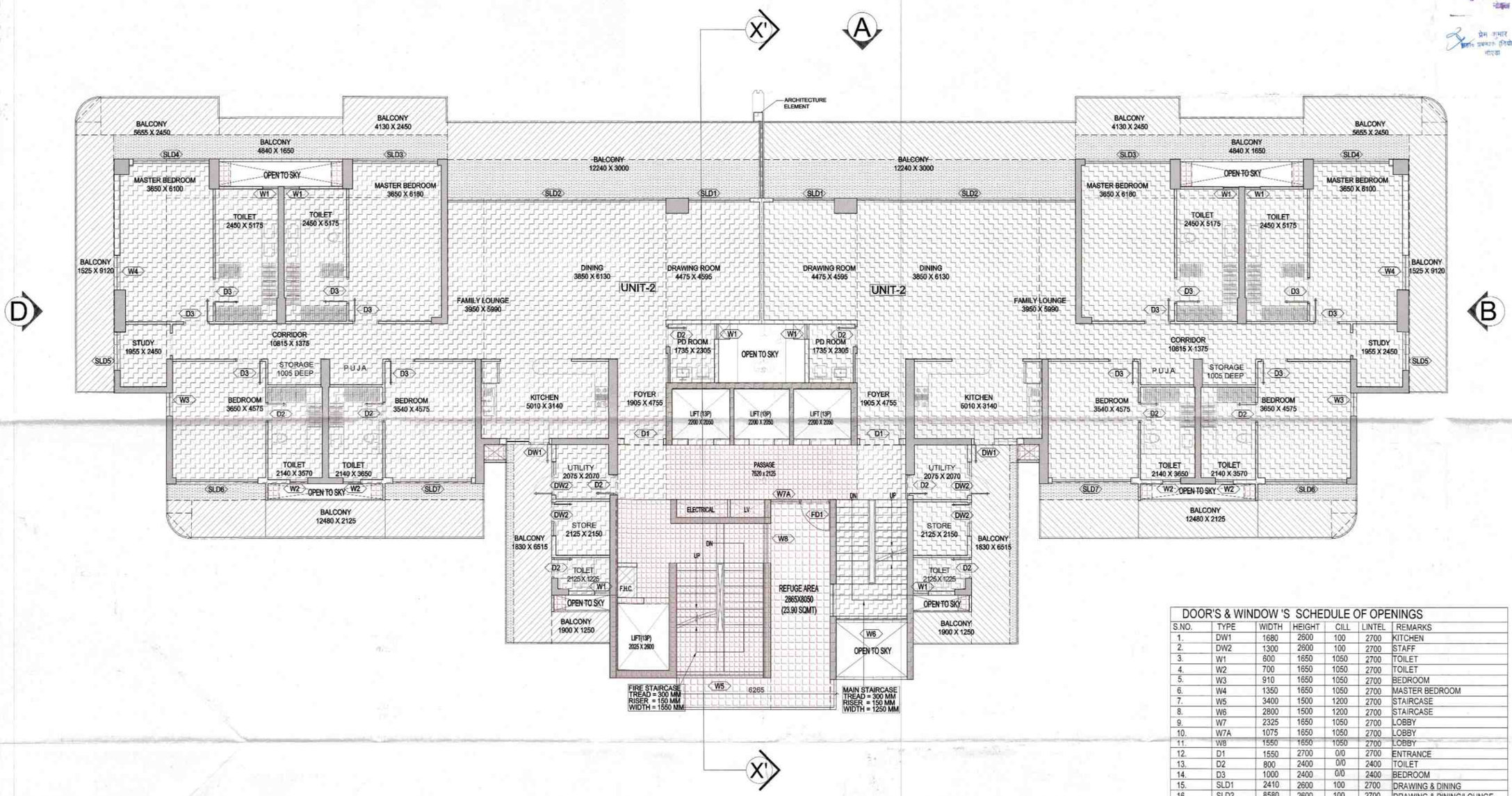

LEGENDS :-

- F.A.R AREA
- COUNTED IN 15 % F.A.R AREA
- NON F.A.R AREA
- COUNTED IN 1/4 F.A.R AREA

DOOR'S & WINDOW 'S SCHEDULE OF OPENINGS

S.NO.	TYPE	WIDTH	HEIGHT	CILL	LINTEL	REMARKS
1.	DW1	1680	2600	100	2700	KITCHEN
2.	DW2	1300	2600	100	2700	STAFF
3.	W1	600	1650	1050	2700	TOILET
4.	W2	700	1650	1050	2700	TOILET
5.	W3	910	1650	1050	2700	BEDROOM
6.	W4	1350	1650	1050	2700	MASTER BEDROOM
7.	W5	3400	1500	1200	2700	STAIRCASE
8.	W6	2800	1500	1200	2700	STAIRCASE
9.	W7	2325	1650	1050	2700	LOBBY
10.	W7A	1075	1650	1050	2700	LOBBY
11.	W8	1550	1650	1050	2700	LOBBY
12.	D1	1550	2700	0/0	2700	ENTRANCE
13.	D2	800	2400	0/0	2400	TOILET
14.	D3	1000	2400	0/0	2400	BEDROOM
15.	SLD1	2410	2600	100	2700	DRAWING & DINING
16.	SLD2	8580	2600	100	2700	DRAWING & DINING/LOUNGE
17.	SLD3	3350	2600	100	2700	MASTER BEDROOM
18.	SLD4	2990	2600	100	2700	MASTER BEDROOM
19.	SLD5	1500	2600	100	2700	STUDY
20.	SLD6	3200	2600	100	2700	BEDROOM
21.	SLD7	3090	2600	100	2700	BEDROOM
22.	FD1	1250	2700	0/0	2700	FIRE DOOR

NOTE :- ALL EXTERNAL DOORS ARE IN ALUMINIUM AND INNER DOORS ARE IN WOOD.

सत्यापित प्रति
सुनित कुमार
प्रबन्धक (नियोजन)
आवास एवं नियोजन विभाग
प्रेम कुमार
प्रबन्धक (नियोजन)
नोएडा

This drawing is a "COPYRIGHT" contents of this drawing or part thereof may not be used or reproduced without the permission of the Architect

OWNER SIGN | ARCHITECT SIGN

NOTE:- 13TH FLOOR IS OMITTED AND MARKED AS 12TH (A) FLOOR

KEY PLAN

SUBMISSION DRAWING

OWNER
M/S AMBIENCE PVT .LTD.

PROJECT
PROPOSED GROUP HOUSING FOR M/S AMBIENCE PVT .LTD. AT PLOT NO.-GH-01, SECTOR-115, NOIDA, (U.P.)

DATE 13.01.2023	PROJECT INCHARGE AMAR NATH	CHECKED BY DAKSHIT BAJAJ
SCALE 1:100	DEALT BY RAVINDER	APPROVED BY VISHAL SHARMA

DRAWING TITLE
REFUGE FLOOR PLAN AT 16th LVL.

BLOCK -12

ARCHITECTS
Confluence
D- 42,NEW FRIENDS COLONY,N.D.RE INDIA Ph. +91-11-40128500 con@confluence.com Ph. +91-11-40284700 www.confluence.com Member of IGBC GRI - 3 IGBC - 3000
architecture urban design hospitality interiors

DRAWING NO. S-155 | REVISION R0

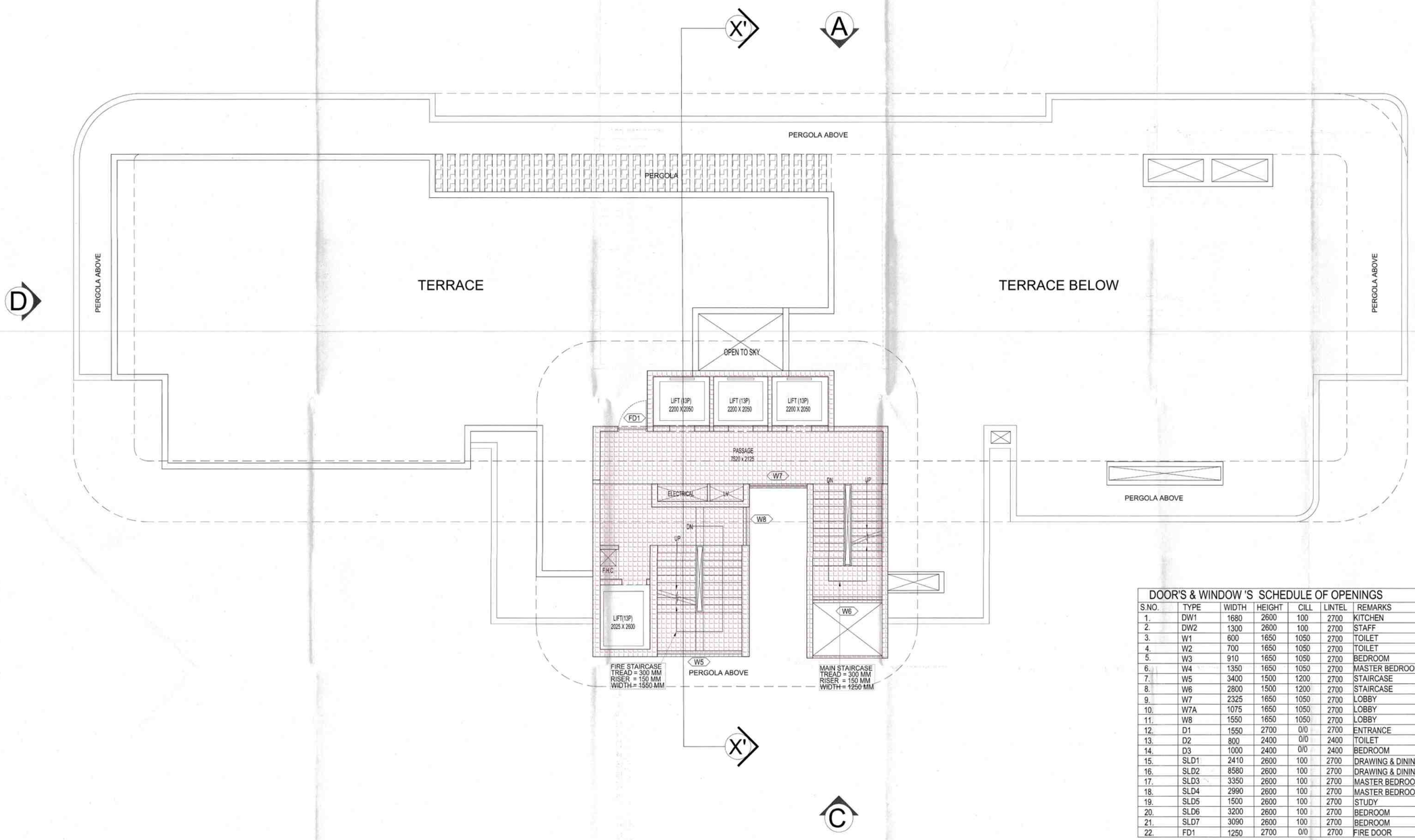

LEGENDS :-

- F.A.R AREA
- COUNTED IN 15 % F.A.R AREA
- NON F.A.R AREA
- COUNTED IN 1/4 F.A.R AREA

DOOR'S & WINDOW 'S SCHEDULE OF OPENINGS

S.NO.	TYPE	WIDTH	HEIGHT	CILL	LINTEL	REMARKS
1.	DW1	1680	2600	100	2700	KITCHEN
2.	DW2	1300	2600	100	2700	STAFF
3.	W1	600	1650	1050	2700	TOILET
4.	W2	700	1650	1050	2700	TOILET
5.	W3	910	1650	1050	2700	BEDROOM
6.	W4	1350	1650	1050	2700	MASTER BEDROOM
7.	W5	3400	1500	1200	2700	STAIRCASE
8.	W6	2800	1500	1200	2700	STAIRCASE
9.	W7	2325	1650	1050	2700	LOBBY
10.	W7A	1075	1650	1050	2700	LOBBY
11.	W8	1550	1650	1050	2700	LOBBY
12.	D1	1550	2700	0/0	2700	ENTRANCE
13.	D2	800	2400	0/0	2400	TOILET
14.	D3	1000	2400	0/0	2400	BEDROOM
15.	SLD1	2410	2600	100	2700	DRAWING & DINING
16.	SLD2	8580	2600	100	2700	DRAWING & DINING/LOUNGE
17.	SLD3	3350	2600	100	2700	MASTER BEDROOM
18.	SLD4	2990	2600	100	2700	MASTER BEDROOM
19.	SLD5	1500	2600	100	2700	STUDY
20.	SLD6	3200	2600	100	2700	BEDROOM
21.	SLD7	3090	2600	100	2700	BEDROOM
22.	FD1	1250	2700	0/0	2700	FIRE DOOR

NOTE :- ALL EXTERNAL DOORS ARE IN ALUMINIUM AND INNER DOORS ARE IN WOOD.

सत्यापित प्रस्तुत प्रोफार्मा
प्रबन्धक (नियोजन)
नोएडा
प्राधिकार एवं नियोजन विभाग
नोएडा

प्रेम कुमार
उप० प्रबन्धक (नियोजन)
नोएडा

This drawing is a "COPYRIGHT" contents of this drawing or part thereof may not be used or reproduced without the permission of the Architect

OWNER SIGN

ARCHITECT SIGN

NOTE:- 13TH FLOOR IS OMITTED AND MARKED AS 12TH (A) FLOOR

KEY PLAN

SUBMISSION DRAWING

OWNER
M/S AMBIENCE PVT .LTD.

PROJECT
PROPOSED GROUP HOUSING FOR M/S AMBIENCE PVT .LTD. AT PLOT NO.-GH-01, SECTOR-115, NOIDA, (U.P.)

DATE	PROJECT INCHARGE	CHECKED BY
13.01.2023	AMAR NATH	DAKSHIT BAJAJ
SCALE	DEALT BY	APPROVED BY
1:100	RAVINDER	VISHAL SHARMA

DRAWING TITLE
TERRACE FLOOR PLAN

BLOCK -12

ARCHITECTS
Confluence
S - 421 NEW FRIENDS COLONY N.D.-65 INDIA
Ph.-+91-11-4613 5500
Ph.-+91-11-4036 4788
india@inconfluence.com
www.inconfluence.com
Member of IGBC
ISO - 9001 - 2000
architecture urban design interiors hospitality

DRAWING NO. S-156

REVISION R0

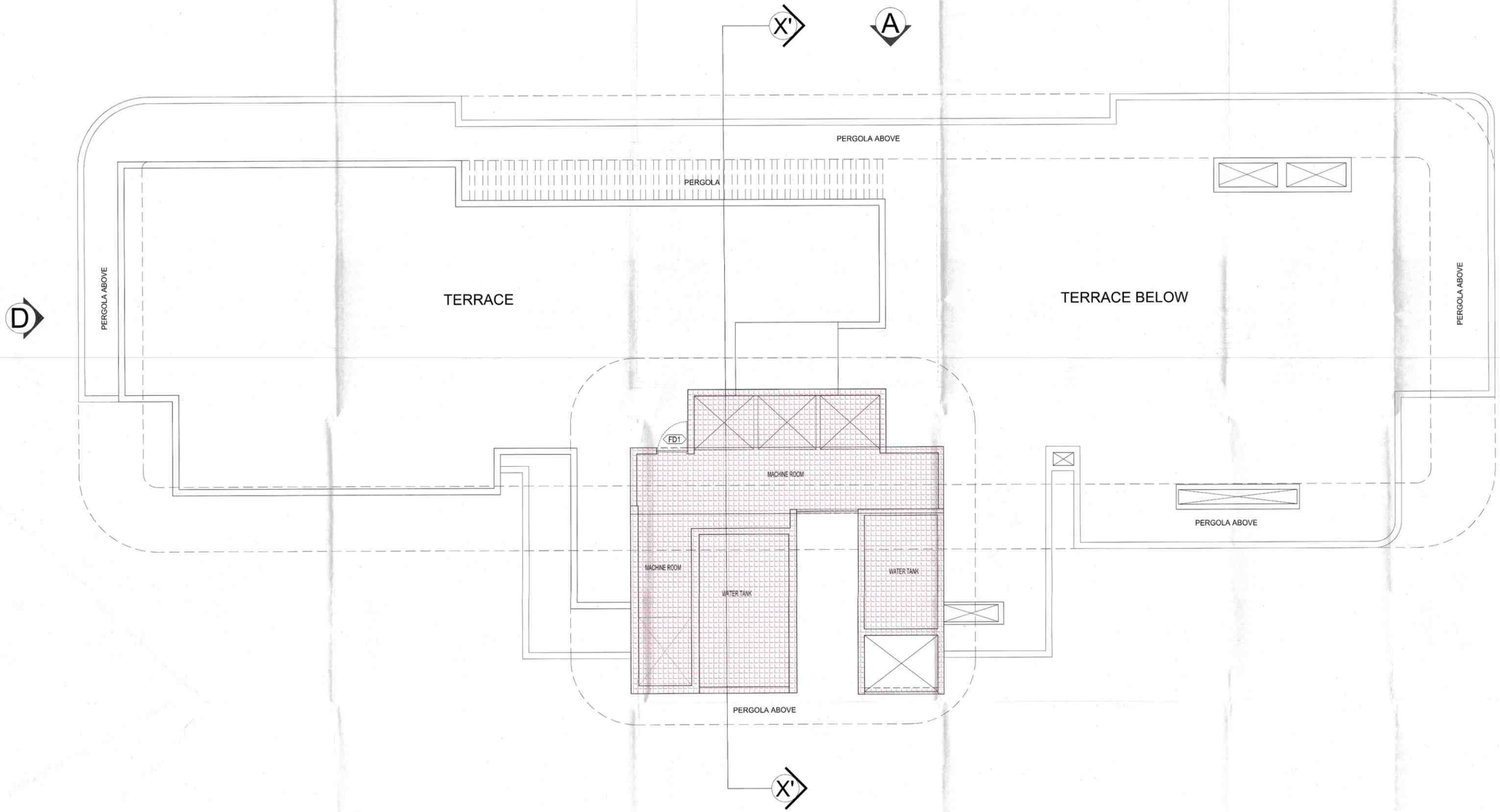

This drawing is a "COPYRIGHT" contents of this drawing or part thereof may not be used or reproduced without the permission of the Architect

OWNER SIGN

ARCHITECT SIGN

LEGENDS :-

- F.A.R AREA
- COUNTED IN 15 % F.A.R AREA
- NON F.A.R AREA
- COUNTED IN 1/4 F.A.R AREA

NOTE:- 13TH FLOOR IS OMITTED AND MARKED AS 12TH (A) FLOOR

KEY PLAN

SUBMISSION DRAWING

OWNER

M/S AMBIENCE PVT .LTD.

PROJECT

PROPOSED GROUP HOUSING FOR M/S AMBIENCE PVT .LTD. AT PLOT NO.-GH-01, SECTOR-115, NOIDA, (U.P.)

DATE	PROJECT INCHARGE	CHECKED BY
13.01.2023	AMAR NATH	DAKSHIT BAJAJ
SCALE	DEALT BY	APPROVED BY
1:100	RAVINDER	VISHAL SHARMA

DRAWING TITLE

MACHINE ROOM LVL. PLAN

BLOCK -12

ARCHITECTS

Confluence

B-421,NEW FRIENDS COLONY,N.D-65 INDIA
Ph. +91-11-41133500
Ph. +91-11-40584768
co@confluence.com
www.confluence.com
Member of ISBC
ISO - 9001 : 2000
architecture urban design hospitality interiors

DRAWING NO.: S-157

REVISION R0

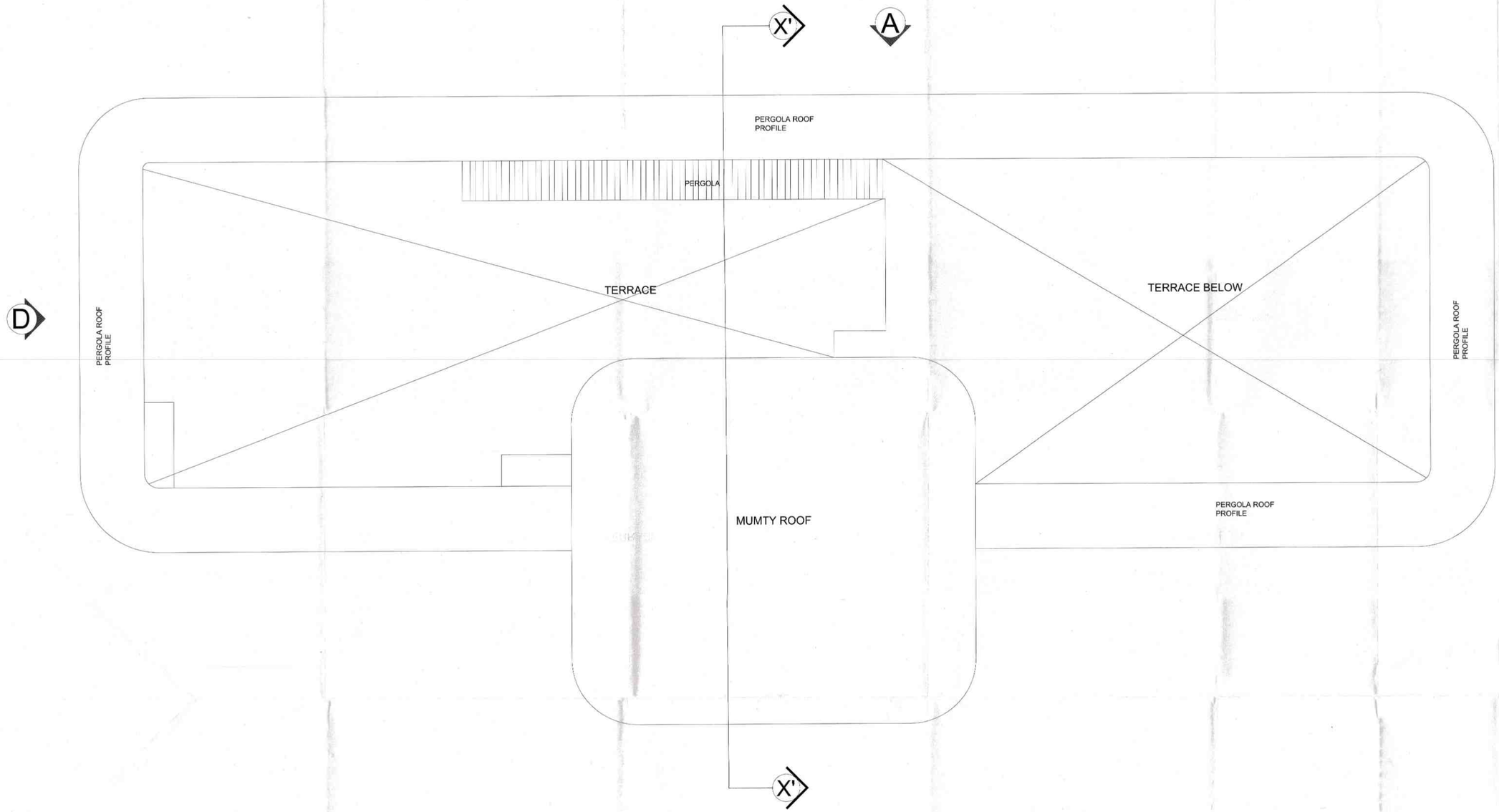

सत्यापित
सुनिल शेखर
प्रबन्धक (नियोजन)
नोएडा
कार्यालय एवं निदेशक प्राधिकरण
नोएडा
प्रेम कुमार
उपप्रबन्धक (नियोजन)
नोएडा

This drawing is a "COPYRIGHT" contents of this drawing or part thereof may not be used or reproduced without the permission of the Architect

OWNER SIGN | ARCHITECT SIGN

NOTE:- 13TH FLOOR IS OMITTED AND MARKED AS 12TH (A) FLOOR

KEY PLAN

SUBMISSION DRAWING

OWNER
M/S AMBIENCE PVT .LTD.

PROJECT
PROPOSED GROUP HOUSING FOR M/S AMBIENCE PVT .LTD. AT PLOT NO.-GH-01, SECTOR-115, NOIDA, (U.P.)

DATE	PROJECT INCHARGE	CHECKED BY
13.01.2003	AMAR NATH	DAKSHIT BAJAJ
SCALE	DEALT BY	APPROVED BY
1:100	RAVINDER	VISHAL SHARMA

DRAWING TITLE
ROOF LVL. PLAN

BLOCK -12

ARCHITECTS
Confluence
S- 421,NEW FRIENDS COLONY,N.D-65 INDIA
Ph. +91-11-46102800 Ph. +91-11-42864768
info@inconfluence.com www.inconfluence.com
Member of IGBC ISO - 9001 - 2000
architecture urban design hospitality interiors

DRAWING NO. S-158
REVISION R0



ELEVATION A

This drawing is a "COPYRIGHT" contents of this drawing or part thereof may not be used or reproduced without the permission of the Architect

OWNER SIGN

ARCHITECT SIGN

NOTE:- 13TH FLOOR IS OMITTED AND MARKED AS 12TH (A) FLOOR

KEY PLAN

SUBMISSION DRAWING

OWNER

M/S AMBIENCE PVT .LTD.

PROJECT

PROPOSED GROUP HOUSING FOR M/S AMBIENCE PVT .LTD. AT PLOT NO.-GH-01, SECTOR-115, NOIDA, (U.P.)

DATE	PROJECT INCHARGE	CHECKED BY
13.01.2023	AMAR NATH	DAKSHIT BAJAJ
SCALE	DEALT BY	APPROVED BY
1:100	RAVINDER	VISHAL SHARMA

DRAWING TITLE

ELEVATION-A

BLOCK -12

ARCHITECTS

Confluence

S- 421,NEW FRIENDS COLONY,N.D-65 INDIA
Ph- +91-11-46106600
Ph- +91-11-46064768
cos@iconfluence.com
www.iconfluence.com
Member of ISBC
ISO - 9001 : 2000
architecture urban design hospitality interiors

DRAWING NO. S-159

REVISION R0

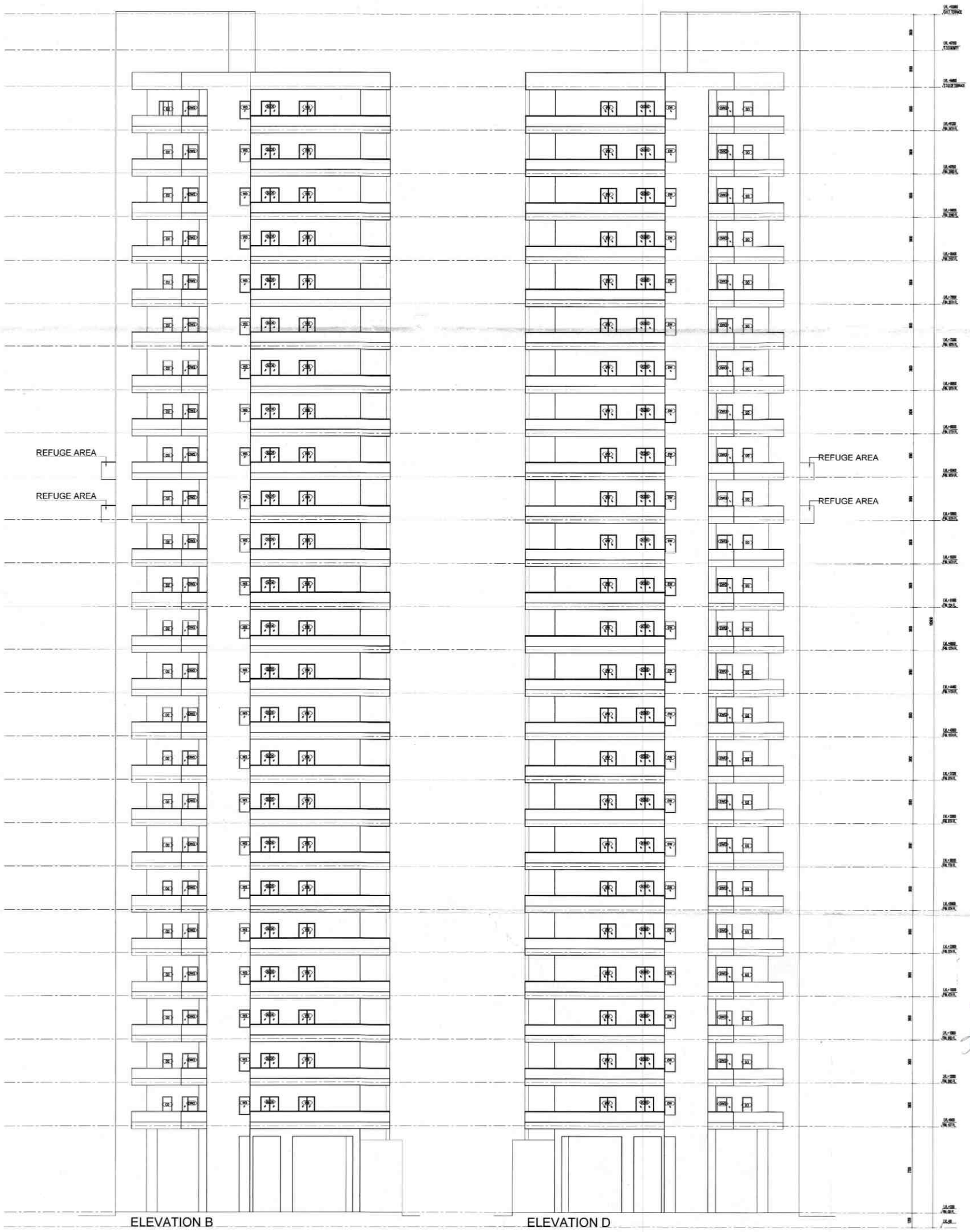

This drawing is a "COPYRIGHT" contents of this drawing or part thereof may not be used or reproduced without the permission of the Architect

OWNER SIGN

ARCHITECT SIGN

NOTE:- 13TH FLOOR IS OMITTED AND MARKED AS 12TH (A) FLOOR

KEY PLAN

SUBMISSION DRAWING

OWNER

M/S AMBIENCE PVT .LTD.

PROJECT

PROPOSED GROUP HOUSING FOR M/S AMBIENCE PVT .LTD. AT PLOT NO.-GH-01, SECTOR-115, NOIDA, (U.P.)

DATE	PROJECT INCHARGE	CHECKED BY
13.01.2023	AMAR NATH	DAKSHIT BAJAJ
SCALE	DEALT BY	APPROVED BY
1:100	RAVINDER	VISHAL SHARMA

DRAWING TITLE

ELEVATION-B & D

BLOCK -12

ARCHITECTS

Confluence

S-421,NEW FRIENDS COLONY,N.D-65 INDIA architecture | Ph-+91-11-4613000 Ph-+91-11-4094785 urban design | cos@iconfluence.com www.iconfluence.com hospitality | Member of IGBC ISO - 9001 : 2000 interiors

DRAWING NO. S-160

REVISION R0

सुमित ग्रोवर
प्रबन्धक (नियोजन)
नोएडा

प्रेम कुमार
सहा० प्रबन्धक (नियोजन)
नोएडा



ELEVATION C

This drawing is a "COPYRIGHT" contents of this drawing or part thereof may not be used or reproduced without the permission of the Architect

OWNER SIGN

ARCHITECT SIGN

सत्यापित प्रति
सुमित शेखर
प्रबन्धक (नियोजन)
नोएडा
कार्यालय एवं नियोजन विभाग
नोएडा

प्रेम कुमार
सहा० प्रबन्धक (नियोजन)
नोएडा

NOTE:- 13TH FLOOR IS OMITTED AND MARKED AS 12TH (A) FLOOR

KEY PLAN

SUBMISSION DRAWING

OWNER
M/S AMBIENCE PVT .LTD.

PROJECT
PROPOSED GROUP HOUSING FOR M/S AMBIENCE PVT .LTD. AT PLOT NO.-GH-01, SECTOR-115, NOIDA, (U.P.)

DATE	PROJECT INCHARGE	CHECKED BY
13.01.2023	AMAR NATH	DAKSHIT BAJAJ
SCALE	DEALT BY	APPROVED BY
1:100	RAVINDER	VISHAL SHARMA

DRAWING TITLE
ELEVATION-C

BLOCK -12

ARCHITECTS
Confluence

DRAWING NO.
S-161

REVISION
R0

This drawing is a "COPYRIGHT" contents of this drawing or part thereof may not be used or reproduced without the permission of the Architect

OWNER SIGN

ARCHITECT SIGN



SECTION AT XX'

NOTE:- 13TH FLOOR IS OMITTED AND MARKED AS 12TH (A) FLOOR

KEY PLAN

सुमित ग्रोवर
प्रबन्धक (नियोजन)

प्रेम कुमार
सहा० प्रबन्धक (नियोजन)
नौएडा

SUBMISSION DRAWING

OWNER

M/S AMBIENCE PVT .LTD.

PROJECT

PROPOSED GROUP HOUSING FOR M/S AMBIENCE PVT .LTD. AT PLOT NO.-GH-01, SECTOR-115, NOIDA, (U.P.)

DATE	PROJECT INCHARGE	CHECKED BY
13.01.2023	AMAR NATH	DAKSHIT BAJAJ
SCALE	DEALT BY	APPROVED BY
1:100	RAVINDER	VISHAL SHARMA

DRAWING TITLE

SECTION-XX

BLOCK -12

ARCHITECTS

Confluence

B- 421,NEW FRIENDS COLONY,N.D-65 INDIA
Ph- +91-11-46130600
Ph- +91-11-40564768
cos@inconfluence.com
www.inconfluence.com
Member of IGBC
ISO - 9001 : 2000
architecture urban design hospitality interiors

DRAWING NO. S-162

REVISION R0

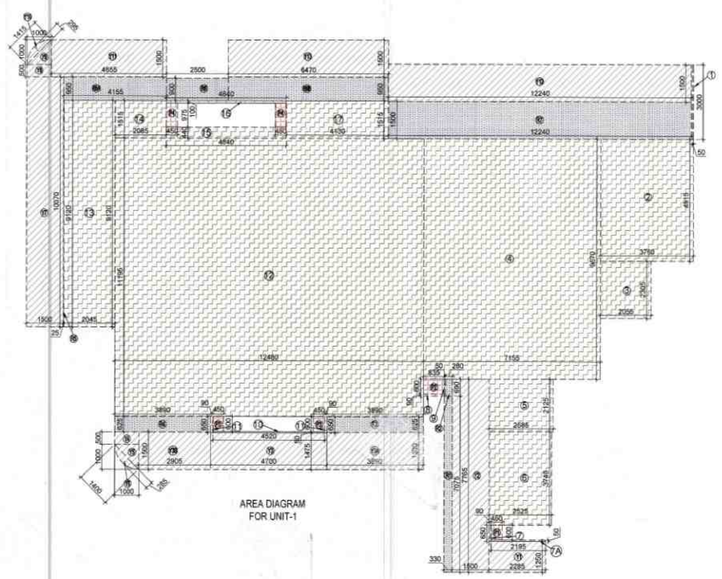

AREA DIAGRAM
FOR UNIT-1

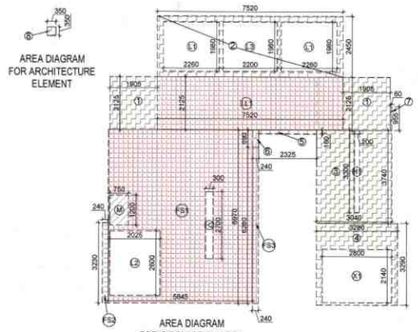

AREA DIAGRAM
FOR ARCHITECTURE
ELEMENT

AREA DIAGRAM
FOR CIRCULATION AREA

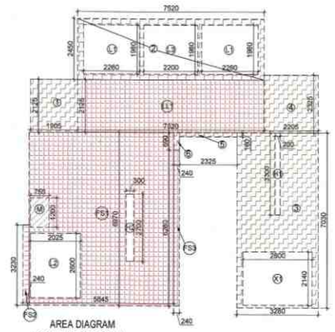

AREA DIAGRAM
FOR PENTHOUSE LVL.

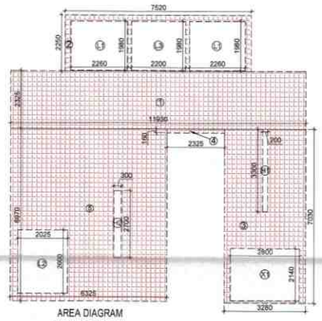

AREA DIAGRAM
FOR TERRACE LVL.

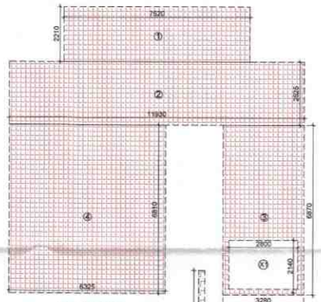

AREA DIAGRAM
FOR MACHINE ROOM LVL.

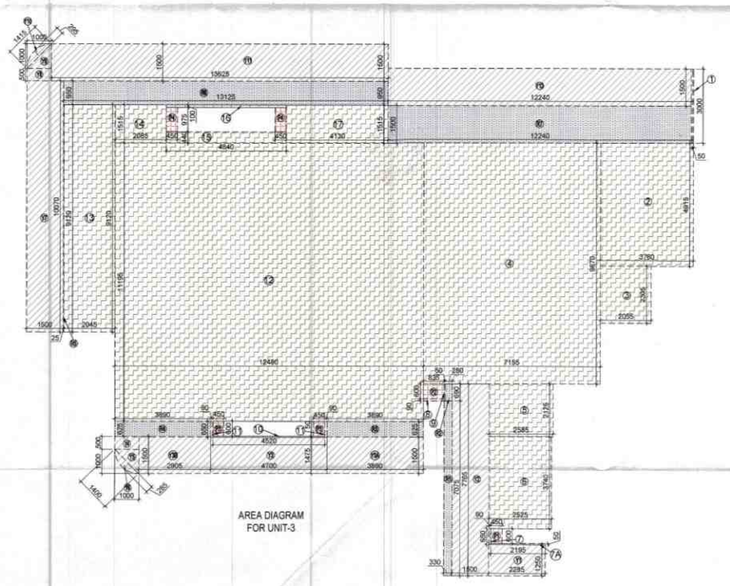

AREA DIAGRAM
FOR UNIT-3

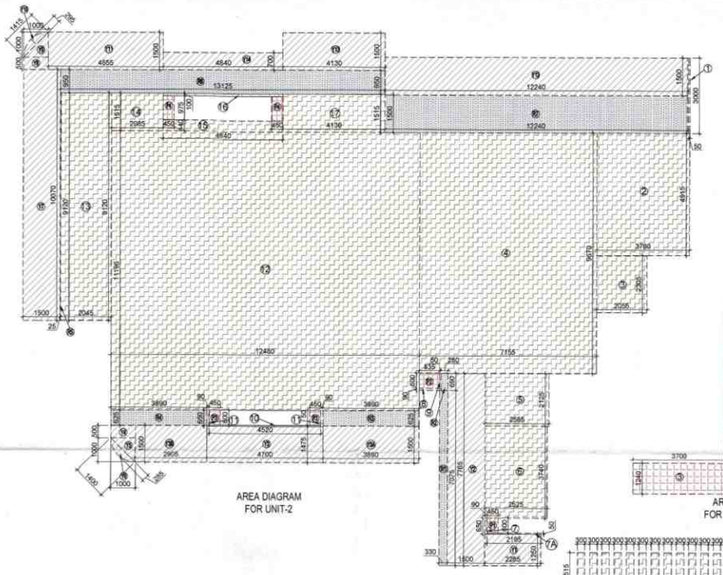

AREA DIAGRAM
FOR UNIT-2

AREA DIAGRAM
FOR REFUGE AREA



AREA DIAGRAM
FOR PERGOLA AT
TERRACE LVL

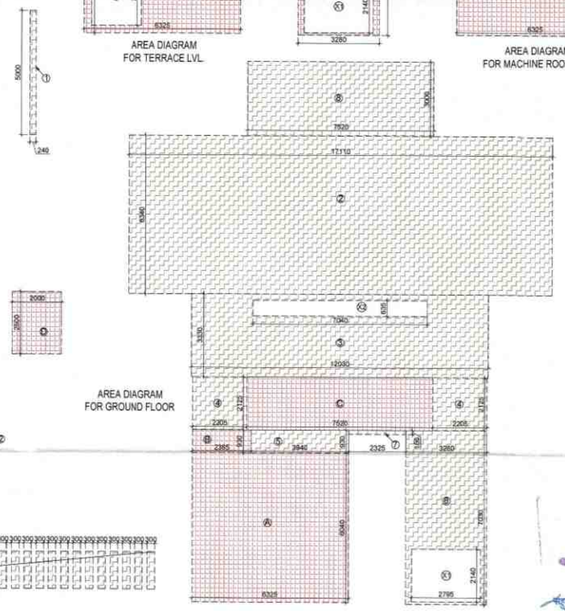

AREA DIAGRAM
FOR GROUND FLOOR

This drawing is a "COPYRIGHT" contents of this drawing or part thereof may not be used or reproduced without the permission of the Architect

OWNER SIGN

ARCHITECT SIGN

LEGENDS :-

- F.A.R AREA
- COUNTED IN 15 % F.A.R AREA
- NON F.A.R AREA
- COUNTED IN 1/4 F.A.R AREA

NOTE:- 13TH FLOOR IS OMITTED AND MARKED AS 12TH (A) FLOOR

KEY PLAN

SUBMISSION DRAWING

OWNER
M/S AMBIENCE PVT. LTD.

PROJECT
PROPOSED GROUP HOUSING FOR M/S AMBIENCE PVT. LTD. AT PLOT NO.-GH-01, SECTOR-115, NOIDA, (U.P.)

DATE	PROJECT NO/NAME	CHECKED BY
10.01.2020	AMB 1876	SANJOY BALIU
SCALE	DRAWN BY	APPROVED BY
1:100	RAVINDER	VIJAYA SHARMA

DRAWING TITLE
AREA DIAGRAM

BLOCK -12

ARCHITECTS
Confluence

DRAWING NO. S-163

REVISION R0

सत्यापित प्रति सुमित डोबर
प्रबन्धक (नियोजन)
नोएडा
प्राधिकरण एवं नियोजन विभाग
नोएडा
प्रेम कुमार
वरि० प्रबन्धक (नियोजन)
नोएडा

NON-FAR AREA FOR STILT AREA AT GROUND FLOOR						
STILT AREA		540.953	X	1	=	540.953
TOTAL NON.FAR. AREA					=	**540.953**

TOTAL STILT (NON F.A.R) AREA								
S.NO.	PARTICULARS							AREA(SQ.M)
1		2	X	4.115	X	7.765	=	63.906
2		2	X	14.385	X	10.570	=	304.099
3		2	X	13.385	X	1.000	=	26.770
4		2	0.5	1.000	X	1.000	=	1.000
5		2	0.67	1.415	X	0.295	=	0.559
6		2	X	11.130	X	5.715	=	127.216
7		2	X	1.000	X	4.715	=	9.430
8		2	0.5	1.000	X	1.000	=	1.000
9		2	0.67	1.415	X	0.290	=	0.550
10		2	X	0.190	X	1.425	=	0.542
11		2	X	1.315	X	1.265	=	3.327
12		2	X	0.350	X	3.650	=	2.555
TOTAL STILT AREA (A)							=	**540.953**

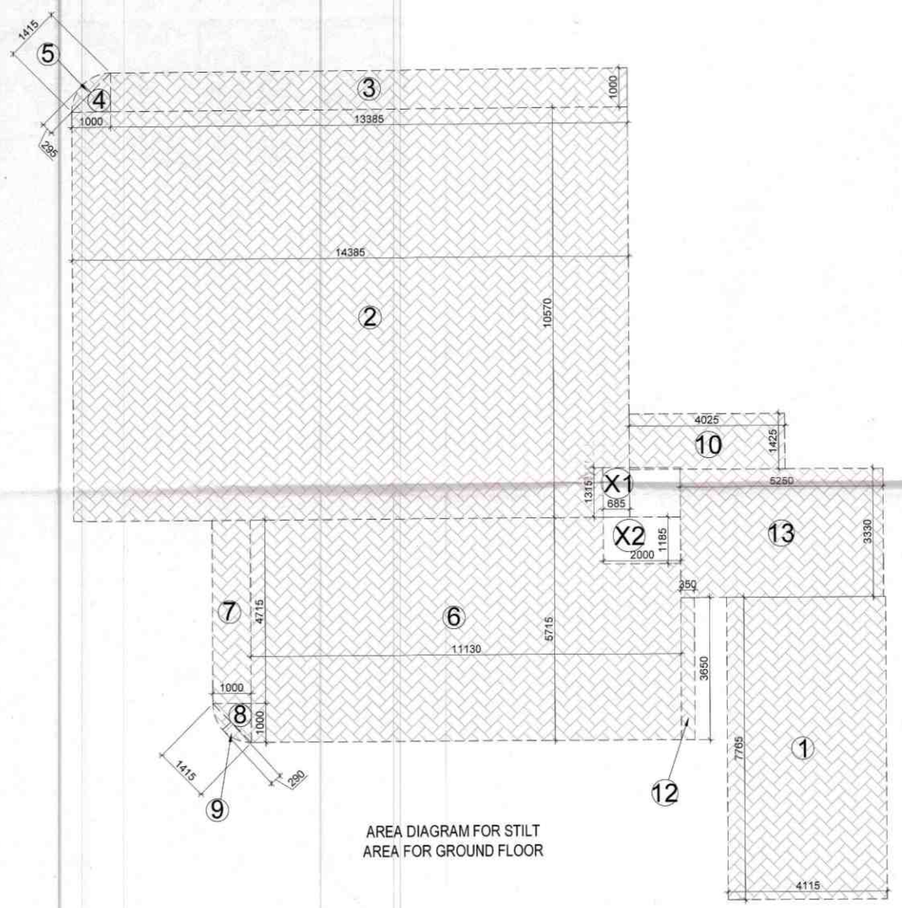

AREA DIAGRAM FOR STILT
AREA FOR GROUND FLOOR

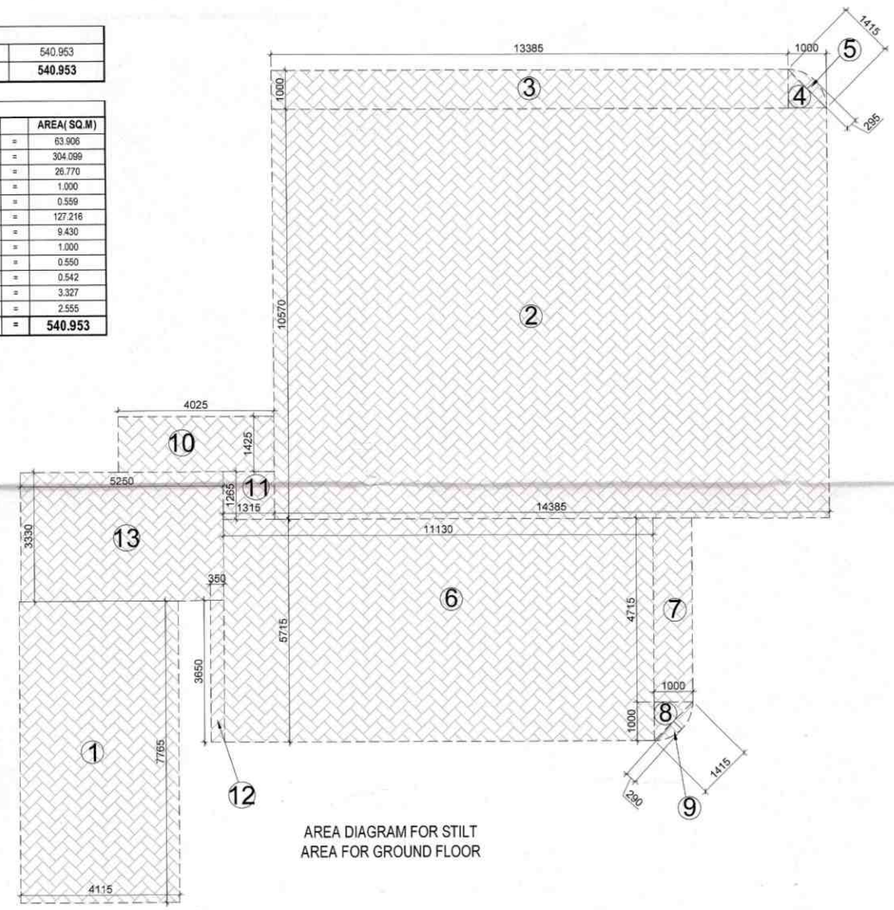

AREA DIAGRAM FOR STILT
AREA FOR GROUND FLOOR

प्रमाणित प्रति
सचिव ग्रेटर
प्रबन्धक (नियोजन)
आवास एवं नियोजन अभिकरण
नोएडा
प्रेम कुमार
सहा० प्रबन्धक (नियोजन)
नोएडा

This drawing is a "COPYRIGHT" contents of this drawing or part thereof may not be used or reproduced without the permission of the Architect

OWNER SIGN

ARCHITECT SIGN

LEGENDS :-

NON-FAR STILT AREA

COUNTED IN 15 % F.A.R

NOTE:- 13TH FLOOR IS OMITTED AND MARKED AS 12TH (A) FLOOR

KEY PLAN

SUBMISSION DRAWING

OWNER
M/S AMBIENCE PVT .LTD.

PROJECT
PROPOSED GROUP HOUSING FOR M/S AMBIENCE PVT .LTD. AT PLOT NO.-GH-01, SECTOR-115, NOIDA, (U.P.)

DATE	PROJECT INCHARGE	CHECKED BY
13.01.2023	AMAR NATH	DAKSHIT BAJAJ
SCALE	DRAWN BY	APPROVED BY
1:100	RAVINDER	VISHAL SHARMA

DRAWING TITLE
STILT AREA DIAGRAM

BLOCK -12

ARCHITECTS
Confluence
B-42,NEW FRIENDS COLONY,N.D-65 INDIA
Ph: +91-11-4103900 co@confluence.com
Ph: +91-11-4004700 www.confluence.com
Member of IGBC
ISO - 9001 : 2000
architecture urban design hospitality interiors

DRAWING NO. S-164

REVISION R0

F.A.R. COVERED AREA CALCULATION FOR UNIT - 1

S.NO.	PARTICULARS							AREA (SQMT)
COVERED AREA								
1			6.950	X	2.950	=		20.502
2			2.150	X	4.515	=		9.705
3			2.850	X	2.375	=		6.769
4			7.125	X	5.575	=		39.722
5			2.325	X	2.125	=		4.941
6			2.525	X	3.475	=		8.774
7			2.050	X	2.950	=		6.048
7A			2.150	X	0.050	=		0.107
8			0.825	X	0.200	=		0.165
9			0.050	X	0.050	=		0.025
10			4.525	X	0.050	=		0.226
11	3	X	2.050	X	0.050	=		0.307
12			12.400	X	11.180	=		138.716
13			2.045	X	9.135	=		18.682
14			2.085	X	1.515	=		3.158
15			4.045	X	2.440	=		9.868
16			4.560	X	2.100	=		9.576
17			4.335	X	1.515	=		6.567
TOTAL AREA - (A)							=	278.307
1 1 4 F.A.R AREA OF BALCONY								
R1			0.350	X	7.075	=		2.476
R2			2.350	X	0.900	=		2.115
R3			1.000	X	0.625	=		0.625
R4			1.350	X	0.625	=		0.844
R5			0.825	X	5.125	=		4.228
R6			3.300	X	0.350	=		1.155
R7			3.850	X	0.625	=		2.406
R8			3.300	X	0.350	=		1.155
R9			2.475	X	0.350	=		0.866
R10			5.225	X	0.350	=		1.829
R11			12.250	X	1.500	=		18.375
R12			12.240	X	1.500	=		18.360
TOTAL AREA							=	58.447
1/4 BALCONY F.A.R AREA (B)							=	9.612
TOTAL UNIT FAR AREA C = (A + B)							=	268.119
NON F.A.R AREA OF BALCONY								
V1			2.365	X	1.250	=		2.956
V2			1.925	X	7.750	=		14.918
V3			8.769	X	1.875	=		16.831
V3A			2.850	X	1.500	=		4.275
V3B			2.850	X	1.500	=		4.275
V4			1.950	X	3.500	=		6.825
V5	0.5	X	1.000	X	1.000	=		0.500
V6	0.67	X	1.000	X	1.000	=		0.670
V7			1.000	X	1.000	=		1.000
V8	0.5	X	1.000	X	1.000	=		0.500
V9	0.67	X	1.000	X	1.000	=		0.670
V10			1.000	X	1.000	=		1.000
V11	0.5	X	1.000	X	1.000	=		0.500
V12	0.67	X	1.000	X	1.000	=		0.670
V13			1.000	X	1.000	=		1.000
V14			1.000	X	1.000	=		1.000
V15	0.5	X	1.000	X	1.000	=		0.500
V16	0.67	X	1.000	X	1.000	=		0.670
V17			1.000	X	1.000	=		1.000
V18	0.5	X	1.000	X	1.000	=		0.500
V19	0.67	X	1.000	X	1.000	=		0.670
V20			1.000	X	1.000	=		1.000
V21			1.000	X	1.000	=		1.000
V22			1.000	X	1.000	=		1.000

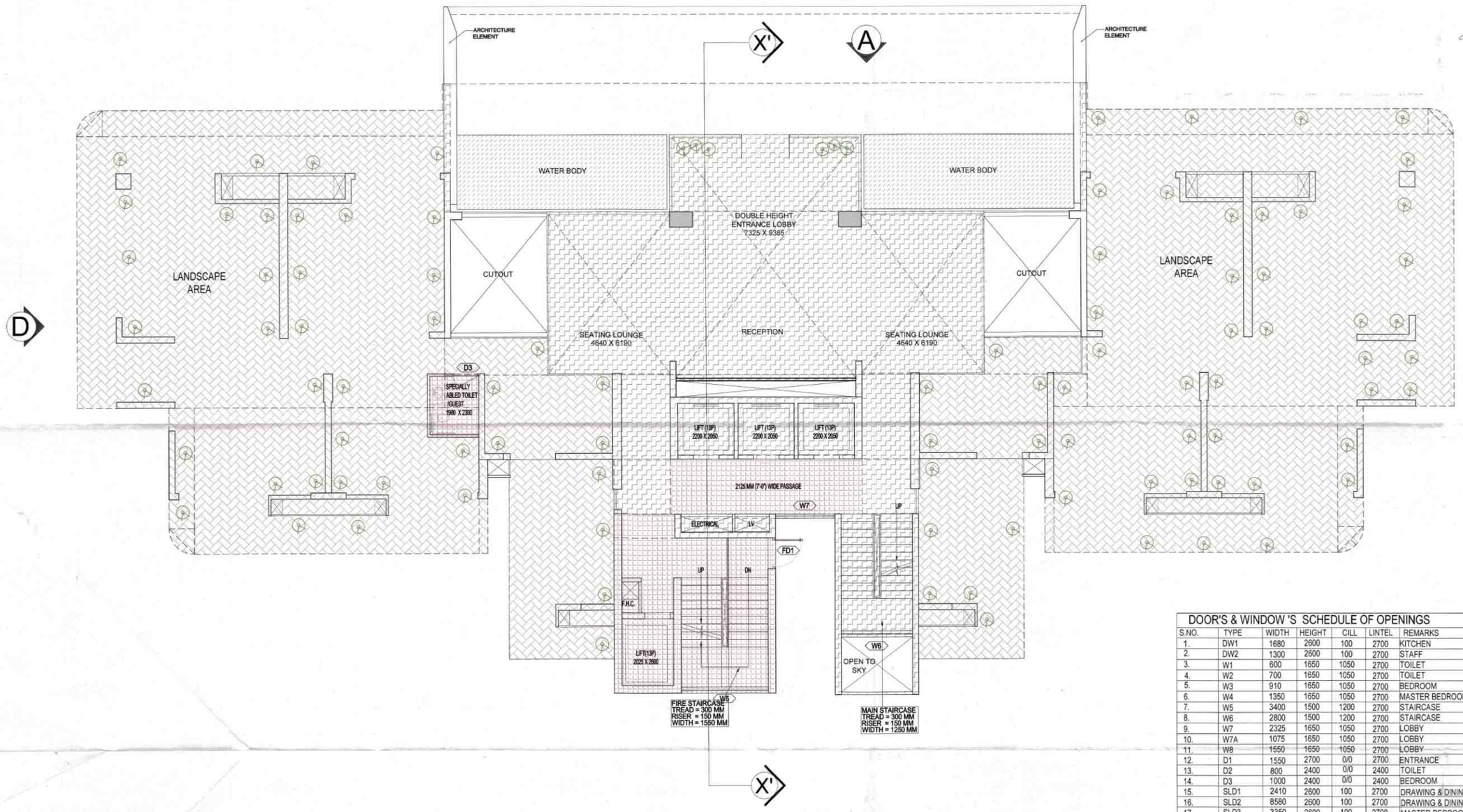

LEGENDS :-

- F.A.R AREA
- COUNTED IN 15 % F.A.R AREA
- NON F.A.R AREA
- COUNTED IN 1/4 F.A.R AREA

DOOR'S & WINDOW 'S SCHEDULE OF OPENINGS

S.NO.	TYPE	WIDTH	HEIGHT	CILL	LINTEL	REMARKS
1.	DW1	1680	2600	100	2700	KITCHEN
2.	DW2	1300	2600	100	2700	STAFF
3.	W1	600	1650	1050	2700	TOILET
4.	W2	700	1650	1050	2700	TOILET
5.	W3	910	1650	1050	2700	BEDROOM
6.	W4	1350	1650	1050	2700	MASTER BEDROOM
7.	W5	3400	1500	1200	2700	STAIRCASE
8.	W6	2800	1500	1200	2700	STAIRCASE
9.	W7	2325	1650	1050	2700	LOBBY
10.	W7A	1075	1650	1050	2700	LOBBY
11.	W8	1550	1650	1050	2700	LOBBY
12.	D1	1550	2700	0/0	2700	ENTRANCE
13.	D2	800	2400	0/0	2400	TOILET
14.	D3	1000	2400	0/0	2400	BEDROOM
15.	SLD1	2410	2600	100	2700	DRAWING & DINING
16.	SLD2	8580	2600	100	2700	DRAWING & DINING/LOUNGE
17.	SLD3	3350	2600	100	2700	MASTER BEDROOM
18.	SLD4	2990	2600	100	2700	MASTER BEDROOM
19.	SLD5	1500	2600	100	2700	STUDY
20.	SLD6	3200	2600	100	2700	BEDROOM
21.	SLD7	3090	2600	100	2700	BEDROOM
22.	FD1	1250	2700	0/0	2700	FIRE DOOR

NOTE :- ALL EXTERNAL DOORS ARE IN ALUMINIUM AND INNER DOORS ARE IN WOOD.

सत्यापित प्रति
अधिशासी अभियन्ता (नियोजन)
नोएडा

This drawing is a "COPYRIGHT" contents of this drawing or part thereof may not be used or reproduced without the permission of the Architect

OWNER SIGN | ARCHITECT SIGN

NOTE:- 13TH FLOOR IS OMITTED AND MARKED AS 12TH (A) FLOOR

KEY PLAN

SUBMISSION DRAWING

OWNER
M/S AMBIENCE PVT .LTD.

PROJECT
PROPOSED GROUP HOUSING FOR M/S AMBIENCE PVT .LTD. AT PLOT NO.-GH-01, SECTOR-115, NOIDA, (U.P.)

DATE	PROJECT INCHARGE	CHECKED BY
13.01.2023	AMAR NATH	DAKSHIT BAJAJ
SCALE	DERT BY	APPROVED BY
1:100	RAVINDER	VISHAL SHARMA

DRAWING TITLE
GROUND FLOOR PLAN

BLOCK -12

ARCHITECTS
Confluence
B-421,NEW FRIENDS COLONY,N.D-65 INDIA
Ph. +91-11-46100800 Ph. +91-11-43504700
cnf@confluence.com www.confluence.com
Member of IGBC ISO - 9001 : 2000
architecture urban design hospitality interiors

DRAWING NO. S-150
REVISION R0

This drawing is a "COPYRIGHT" contents of this drawing or part thereof may not be used or reproduced without the permission of the Architect

OWNER SIGN | ARCHITECT SIGN

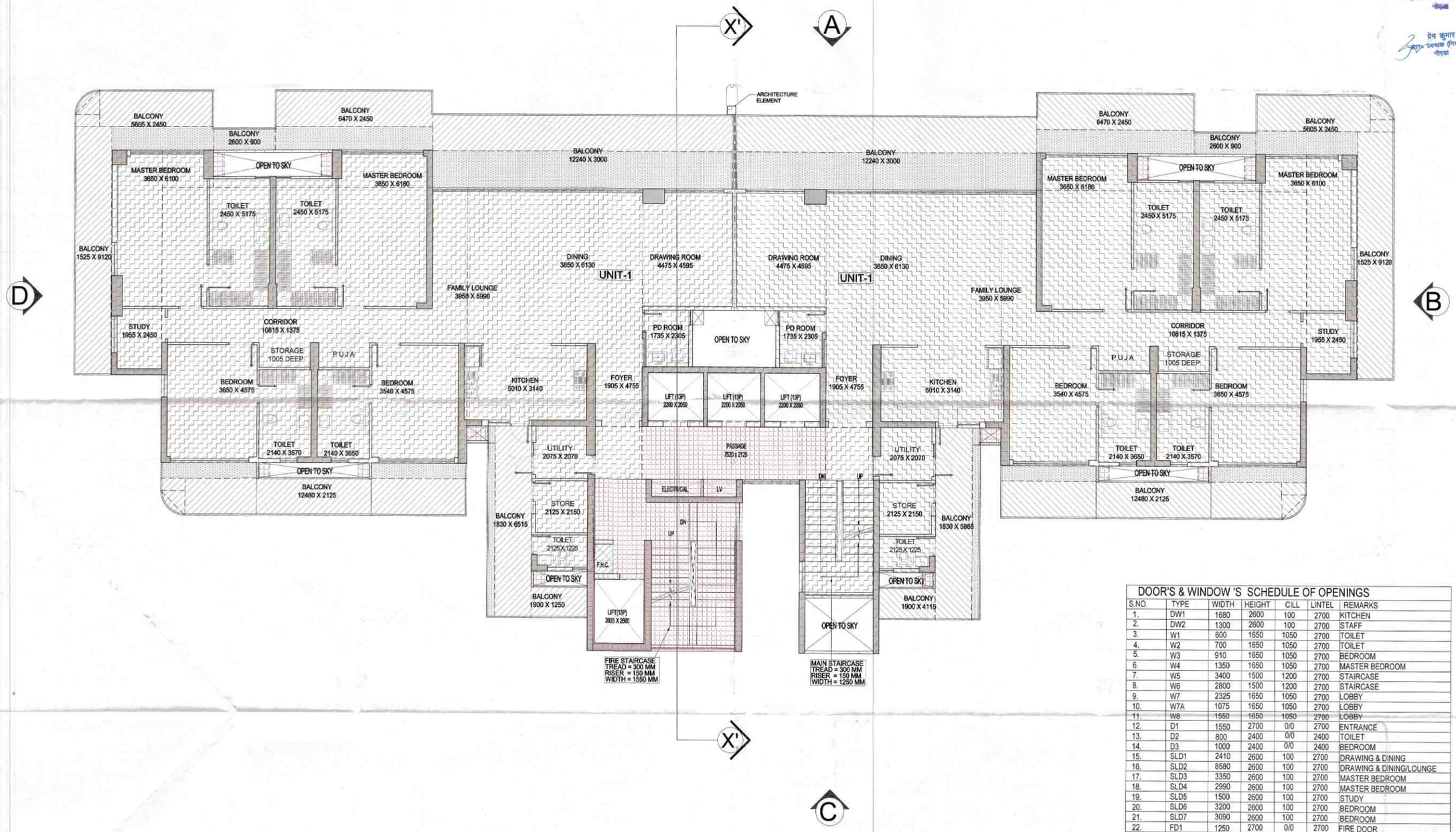

LEGENDS :-

- F.A.R AREA
- COUNTED IN 15 % F.A.R AREA
- NON F.A.R AREA
- COUNTED IN 1/4 F.A.R AREA

DOOR'S & WINDOW 'S SCHEDULE OF OPENINGS

S.NO.	TYPE	WIDTH	HEIGHT	CILL	LINTEL	REMARKS
1.	DW1	1680	2600	100	2700	KITCHEN
2.	DW2	1300	2600	100	2700	STAFF
3.	W1	600	1650	1050	2700	TOILET
4.	W2	700	1650	1050	2700	TOILET
5.	W3	910	1650	1050	2700	BEDROOM
6.	W4	1350	1650	1050	2700	MASTER BEDROOM
7.	W5	3400	1500	1200	2700	STAIRCASE
8.	W6	2800	1500	1200	2700	STAIRCASE
9.	W7	2325	1650	1050	2700	LOBBY
10.	W7A	1075	1650	1050	2700	LOBBY
11.	W8	1550	1650	1050	2700	LOBBY
12.	D1	1550	2700	0/0	2700	ENTRANCE
13.	D2	800	2400	0/0	2400	TOILET
14.	D3	1000	2400	0/0	2400	BEDROOM
15.	SLD1	2410	2600	100	2700	DRAWING & DINING
16.	SLD2	8580	2600	100	2700	DRAWING & DINING/LOUNGE
17.	SLD3	3350	2600	100	2700	MASTER BEDROOM
18.	SLD4	2990	2600	100	2700	MASTER BEDROOM
19.	SLD5	1500	2600	100	2700	STUDY
20.	SLD6	3200	2600	100	2700	BEDROOM
21.	SLD7	3090	2600	100	2700	BEDROOM
22.	FD1	1250	2700	0/0	2700	FIRE DOOR

NOTE :- ALL EXTERNAL DOORS ARE IN ALUMINIUM AND INNER DOORS ARE IN WOOD.

NOTE:- 13TH FLOOR IS OMITTED AND MARKED AS 12TH (A) FLOOR

KEY PLAN

SUBMISSION DRAWING

OWNER
M/S AMBIENCE PVT .LTD.

PROJECT
PROPOSED GROUP HOUSING FOR M/S AMBIENCE PVT .LTD. AT PLOT NO.-GH-01, SECTOR-115, NOIDA, (U.P.)

DATE	PROJECT INCHARGE	CHECKED BY
13.01.2023	AMAR NATH	DAKSHIT BAJAJ
SCALE	DRAWN BY	APPROVED BY
1:100	RAVINDER	VISHAL SHARMA

DRAWING TITLE: TYPICAL FLOOR PLAN AT 1st,3rd,5th, 7th,9th,11th,12th(A),17th,19th,21st,23rd LVL.

BLOCK -12

ARCHITECTS
Confluence
B-420,NEW FRIENDS COLONY,N.D-65 INDIA
Ph- +91-11-46130000 info@beconfluence.com
Ph- +91-11-46004760 www.beconfluence.com
Member of IGBC ISO - 9001 : 2000
architecture | urban design | landscape | interiors | graphics

DRAWING NO. S-151

REVISION R0

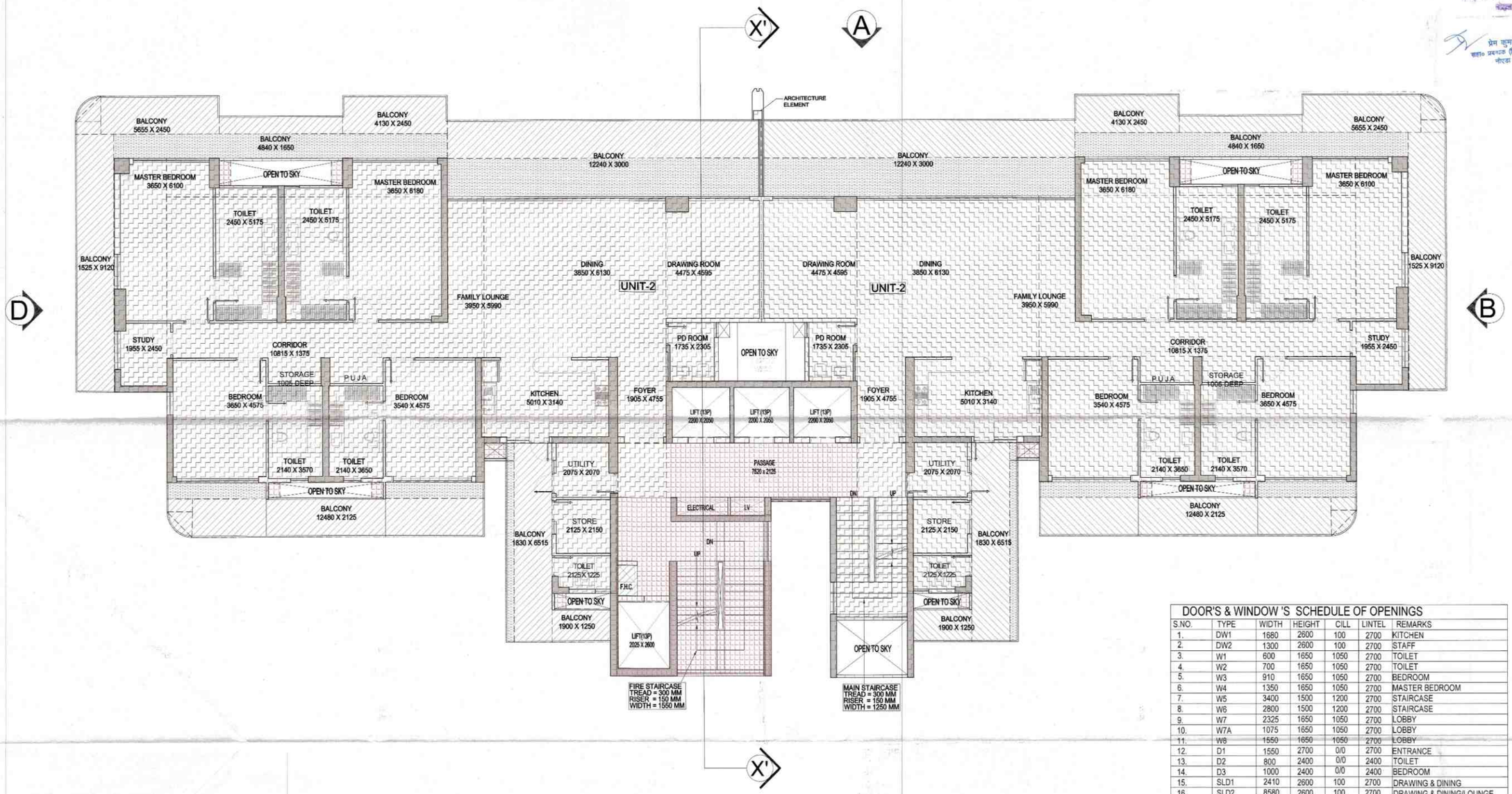

LEGENDS :-

- F.A.R AREA
- COUNTED IN 15 % F.A.R AREA
- NON F.A.R AREA
- COUNTED IN 1/4 F.A.R AREA

DOOR'S & WINDOW 'S SCHEDULE OF OPENINGS

S.NO.	TYPE	WIDTH	HEIGHT	CILL	LINTEL	REMARKS
1.	DW1	1680	2600	100	2700	KITCHEN
2.	DW2	1300	2600	100	2700	STAFF
3.	W1	600	1650	1050	2700	TOILET
4.	W2	700	1650	1050	2700	TOILET
5.	W3	910	1650	1050	2700	BEDROOM
6.	W4	1350	1650	1050	2700	MASTER BEDROOM
7.	W5	3400	1500	1200	2700	STAIRCASE
8.	W6	2800	1500	1200	2700	STAIRCASE
9.	W7	2325	1650	1050	2700	LOBBY
10.	W7A	1075	1650	1050	2700	LOBBY
11.	W8	1550	1650	1050	2700	LOBBY
12.	D1	1550	2700	0/0	2700	ENTRANCE
13.	D2	800	2400	0/0	2400	TOILET
14.	D3	1000	2400	0/0	2400	BEDROOM
15.	SLD1	2410	2600	100	2700	DRAWING & DINING
16.	SLD2	8580	2600	100	2700	DRAWING & DINING/LOUNGE
17.	SLD3	3350	2600	100	2700	MASTER BEDROOM
18.	SLD4	2990	2600	100	2700	MASTER BEDROOM
19.	SLD5	1500	2600	100	2700	STUDY
20.	SLD6	3200	2600	100	2700	BEDROOM
21.	SLD7	3090	2600	100	2700	BEDROOM
22.	FD1	1250	2700	0/0	2700	FIRE DOOR

NOTE :- ALL EXTERNAL DOORS ARE IN ALUMINIUM AND INNER DOORS ARE IN WOOD.

This drawing is a "COPYRIGHT" contents of this drawing or part thereof may not be used or reproduced without the permission of the Architect

OWNER SIGN | ARCHITECT SIGN

NOTE:- 13TH FLOOR IS OMITTED AND MARKED AS 12TH (A) FLOOR

KEY PLAN

SUBMISSION DRAWING

OWNER
M/S AMBIENCE PVT .LTD.

PROJECT
PROPOSED GROUP HOUSING FOR M/S AMBIENCE PVT .LTD. AT PLOT NO.-GH-01, SECTOR-115, NOIDA, (U.P.)

DATE 13.01.2023	PROJECT INCHARGE AMIT NATH	CHECKED BY DASHMIT BAJAJ
SCALE 1:100	DEALT BY RAVINDER	APPROVED BY VISHAL SHARMA

DRAWING TITLE: TYPICAL FLOOR PLAN AT 2nd, 6th, 10th, 14th, 18th, 22nd & 24th LVL.

BLOCK -12

ARCHITECTS
Confluence
B-42,NEW FRIENDS COLONY,N.D-65 INDIA Ph +91-11-40136800 mail@confluence.com Member of IGBC
architecture urban design hospitality interiors

DRAWING NO. S-152 | REVISION R0

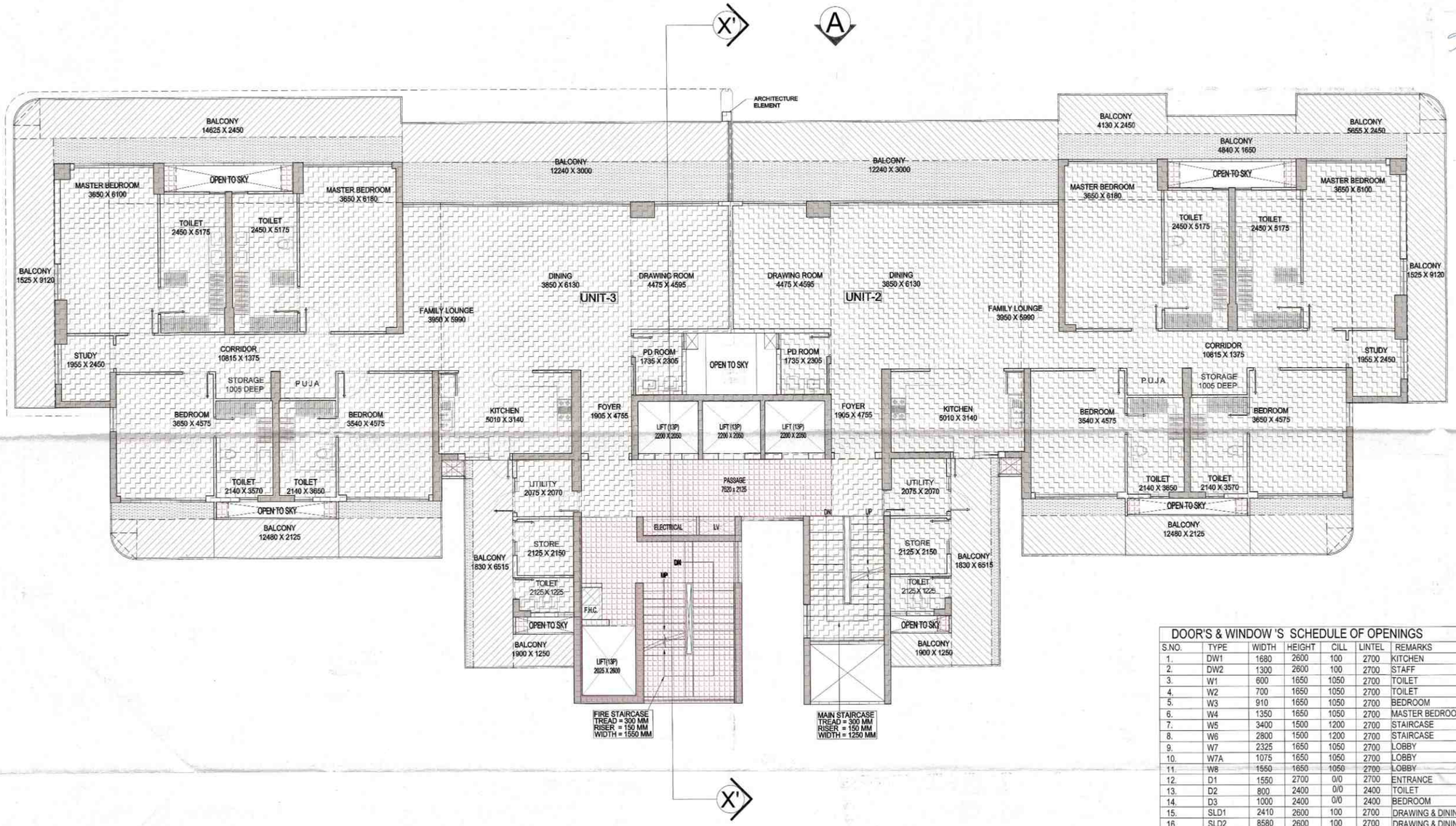

LEGENDS :-

- F.A.R AREA
- COUNTED IN 15 % F.A.R AREA
- NON F.A.R AREA
- COUNTED IN 1/4 F.A.R AREA

DOOR'S & WINDOW 'S SCHEDULE OF OPENINGS

S.NO.	TYPE	WIDTH	HEIGHT	CILL	LINTEL	REMARKS
1.	DW1	1680	2600	100	2700	KITCHEN
2.	DW2	1300	2600	100	2700	STAFF
3.	W1	600	1650	1050	2700	TOILET
4.	W2	700	1650	1050	2700	TOILET
5.	W3	910	1650	1050	2700	BEDROOM
6.	W4	1350	1650	1050	2700	MASTER BEDROOM
7.	W5	3400	1500	1200	2700	STAIRCASE
8.	W6	2800	1500	1200	2700	STAIRCASE
9.	W7	2325	1650	1050	2700	LOBBY
10.	W7A	1075	1650	1050	2700	LOBBY
11.	W8	1550	1650	1050	2700	LOBBY
12.	D1	1550	2700	0/0	2700	ENTRANCE
13.	D2	800	2400	0/0	2400	TOILET
14.	D3	1000	2400	0/0	2400	BEDROOM
15.	SLD1	2410	2600	100	2700	DRAWING & DINING
16.	SLD2	8580	2600	100	2700	DRAWING & DINING/LOUNGE
17.	SLD3	3350	2600	100	2700	MASTER BEDROOM
18.	SLD4	2990	2600	100	2700	MASTER BEDROOM
19.	SLD5	1500	2600	100	2700	STUDY
20.	SLD6	3200	2600	100	2700	BEDROOM
21.	SLD7	3090	2600	100	2700	BEDROOM
22.	FD1	1250	2700	0/0	2700	FIRE DOOR

NOTE :- ALL EXTERNAL DOORS ARE IN ALUMINIUM AND INNER DOORS ARE IN WOOD.

This drawing is a "COPYRIGHT" contents of this drawing or part thereof may not be used or reproduced without the permission of the Architect

OWNER SIGN

ARCHITECT SIGN

NOTE:- 13TH FLOOR IS OMITTED AND MARKED AS 12TH (A) FLOOR

KEY PLAN

SUBMISSION DRAWING

OWNER
M/S AMBIENCE PVT .LTD.

PROJECT
PROPOSED GROUP HOUSING FOR M/S AMBIENCE PVT .LTD. AT PLOT NO.-GH-01, SECTOR-115, NOIDA, (U.P.)

DATE 13.01.2023	PROJECT INCHARGE AMAR NATH	CHECKED BY DAKSHIT BAJAJ
SCALE 1:100	DEALT BY RAVINDER	APPROVED BY VISHAL SHARMA

DRAWING TITLE
4th, 8th, 12th, 20th LVL. FLOOR PLAN

BLOCK -12

ARCHITECTS
Confluence

DRAWING NO. S-153

REVISION R0

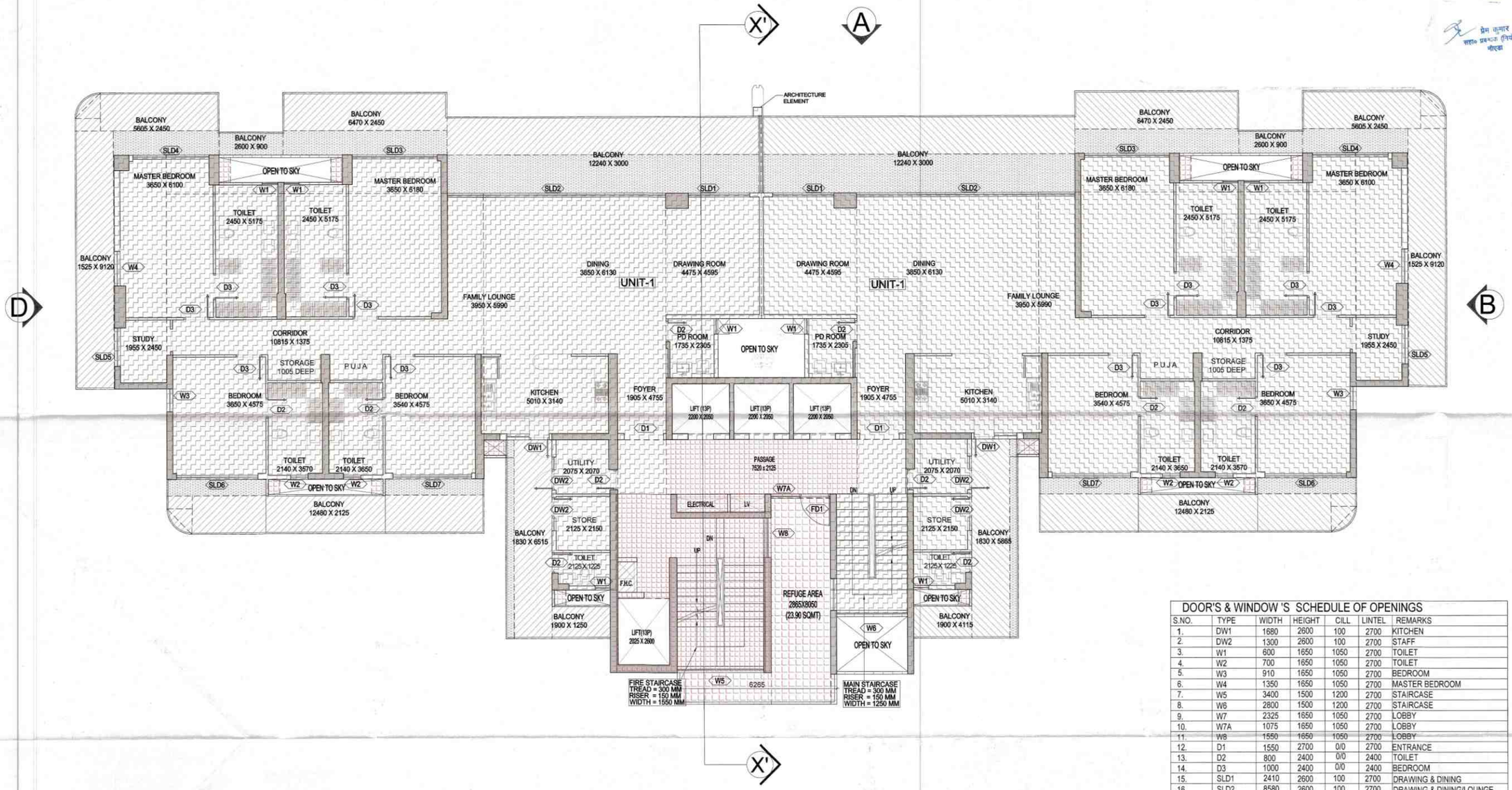

LEGENDS :-

- F.A.R AREA
- COUNTED IN 15 % F.A.R AREA
- NON F.A.R AREA
- COUNTED IN 1/4 F.A.R AREA

DOOR'S & WINDOW 'S SCHEDULE OF OPENINGS

S.NO.	TYPE	WIDTH	HEIGHT	CILL	LINTEL	REMARKS
1.	DW1	1680	2600	100	2700	KITCHEN
2.	DW2	1300	2600	100	2700	STAFF
3.	W1	600	1650	1050	2700	TOILET
4.	W2	700	1650	1050	2700	TOILET
5.	W3	910	1650	1050	2700	BEDROOM
6.	W4	1350	1650	1050	2700	MASTER BEDROOM
7.	W5	3400	1500	1200	2700	STAIRCASE
8.	W6	2800	1500	1200	2700	STAIRCASE
9.	W7	2325	1650	1050	2700	LOBBY
10.	W7A	1075	1650	1050	2700	LOBBY
11.	W8	1550	1650	1050	2700	LOBBY
12.	D1	1550	2700	0/0	2700	ENTRANCE
13.	D2	800	2400	0/0	2400	TOILET
14.	D3	1000	2400	0/0	2400	BEDROOM
15.	SLD1	2410	2600	100	2700	DRAWING & DINING
16.	SLD2	8580	2600	100	2700	DRAWING & DINING/LOUNGE
17.	SLD3	3350	2600	100	2700	MASTER BEDROOM
18.	SLD4	2990	2600	100	2700	MASTER BEDROOM
19.	SLD5	1500	2600	100	2700	STUDY
20.	SLD6	3200	2600	100	2700	BEDROOM
21.	SLD7	3090	2600	100	2700	BEDROOM
22.	FD1	1250	2700	0/0	2700	FIRE DOOR

NOTE :- ALL EXTERNAL DOORS ARE IN ALUMINIUM AND INNER DOORS ARE IN WOOD.

सत्यापित प्रतिलिपि
प्रबन्धक (नियोजन)
ग्रेटर नोएडा विकास प्राधिकरण
प्रेम कुमार
सहा० प्रबन्धक (नियोजन)
ग्रेटर नोएडा

This drawing is a "COPYRIGHT" contents of this drawing or part thereof may not be used or reproduced without the permission of the Architect

OWNER SIGN | ARCHITECT SIGN

NOTE:- 13TH FLOOR IS OMITTED AND MARKED AS 12TH (A) FLOOR

KEY PLAN

SUBMISSION DRAWING

OWNER
M/S AMBIENCE PVT .LTD.

PROJECT
PROPOSED GROUP HOUSING FOR M/S AMBIENCE PVT .LTD. AT PLOT NO.-GH-01, SECTOR-115, NOIDA, (U.P.)

DATE	PROJECT INCHARGE	CHECKED BY
13.01.2023	AMAR NATH	DARSHIT BAJAJ
SCALE	DRAWN BY	APPROVED BY
1:100	RAVINDER	VISHAL SHARMA

DRAWING TITLE
REFUGE FLOOR PLAN AT 15th LVL.

BLOCK -12

ARCHITECTS
Confluence
B-47,NEW FRIENDS COLONY,N.D-65 INDIA
Ph. +91-11-40150004 mail@confluence.com Member of IGBC
Ph. +91-11-40504750 www.confluence.com ISO - 9001 : 2000
architecture urban design hospitality interiors

DRAWING NO. S-154
REVISION R0