

OWNER SIGN: HIMAN SHU GARG, Digitally signed by HIMANSHU GARG, Date: 2024.07.27 10:13:14 +05'30'

ARCHITECT SIGN: VISHAL SHARMA A, Digitally signed by VISHAL SHARMA, Date: 2024.07.26 18:29:15 +05'30'

TOWN PLANNER SIGN: Amit Varma, Digitally signed by Amit Varma, Date: 2024.07.30 08:00:11 +05'30'

ARCHITECT SIGN: LAL SINGH, Digitally signed by LAL SINGH, Date: 2024.08.09 16:45:21 +05'30'

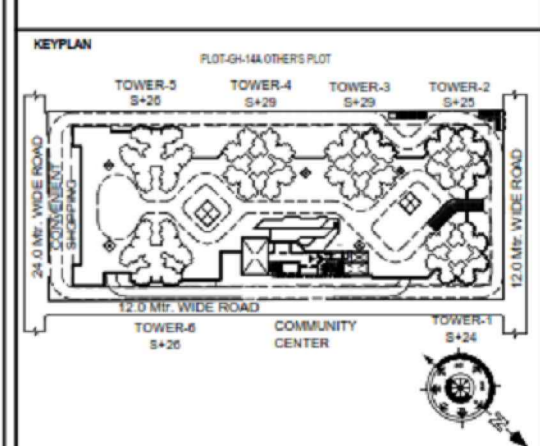
PROJECT: PROPOSED GROUP HOUSING RG PLEIADDES AT PLOT NO:- GH-14B, SECTOR-01, GREATER NOIDA, (U.P.) FOR KVI TOWERS PVT. LTD.

LEGENDS:

- F.A.R. AREA
- 15% SERVICES AREA
- NON F.A.R. AREA
- COUNTED IN 1/4 F.A.R. AREA
- NON F.A.R. AREA STILLT
- AREA FOR GROUND COVERAGE USE ONLY
- AREA FOR ARCHITECTURAL ELEMENTS
- LAWN COUNTED ONLY FOR GROUND COVERAGE

SUBMISSION DRAWING

OWNER: KVI TOWERS PVT. LTD.



PROJECT: PROPOSED GROUP HOUSING RG PLEIADDES AT PLOT NO:- GH-14B, SECTOR-01, GREATER NOIDA, (U.P.) FOR KVI TOWERS PVT. LTD.

DATE: 19-07-24

PROJECT INCH: BALRAJ SINGH

CHECKED BY: BALRAJ SINGH

SCALE: 1:100

DEALT BY: DHEERAJ CHAND

APPROVED BY: VISHAL SHARMA

DRAWING TITLE: TERRACE LVL. SITE PLAN

SITE PLAN

ARCHITECTS: Confluence NEW DELHI, INDIA

F-1, FIRST FLOOR, MIRA CORPORATE SUITES, ISHWAR NAGAR, NEW DELHI 110085

Ph: +91-11-29925694, con@confluence.com, Member of IGCC

Ph: +91-11-45564788, www.confluence.com, 150-9001-2000

architecture urban design hospitality interiors

DRAWING NO. S-02 REVISION

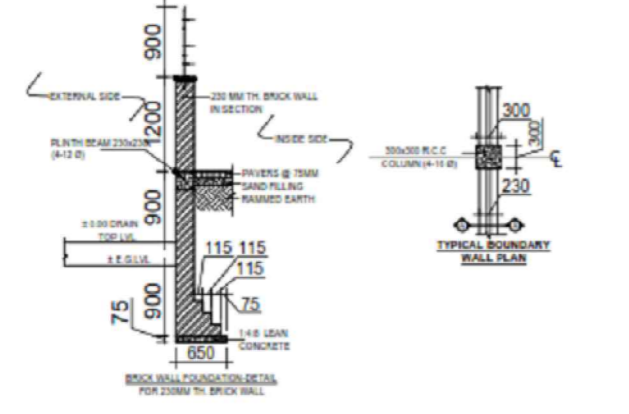
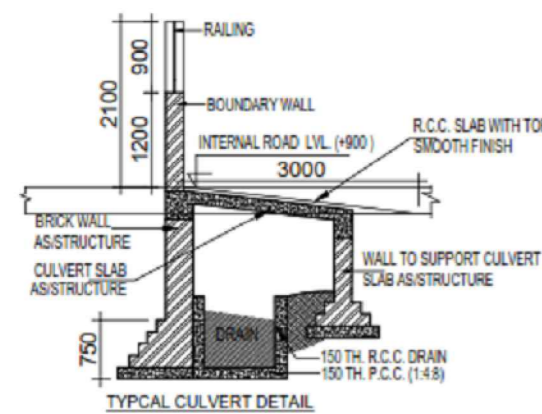
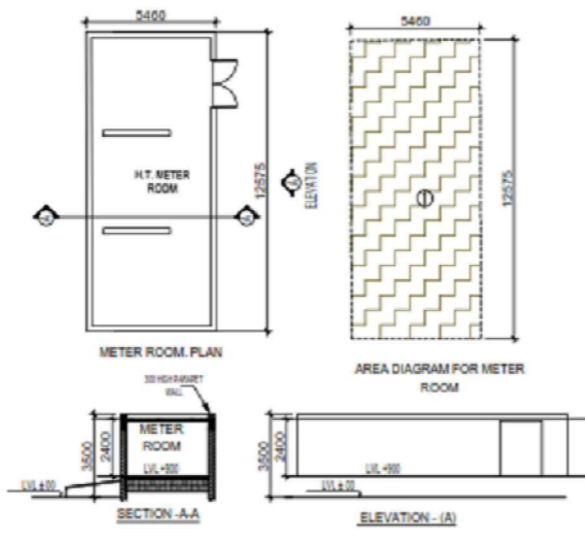
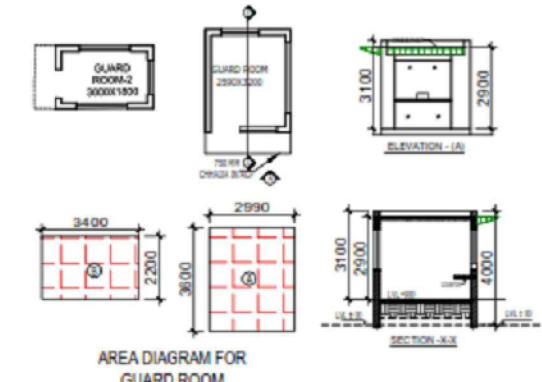
PHASE - 5 (TAYGETE) S+26

"RG's Pleiades phase 5" (consisting of Tower-Taygete) Total area = 3491.00 SQM

S.NO	PARTICULARS	AREA (SQM)
1	5.40 X 12.975	= 69.86
TOTAL F.A.R. AREA		= 69.86

S.NO	PARTICULARS	AREA (SQM)
A	2.90 X 3.60 X 2	= 21.52
B	3.40 X 2.20	= 7.48
TOTAL CORRIDOR AREA CALCULATION TOWARDS 15% ADDITIONAL F.A.R. (A)		= 29.00

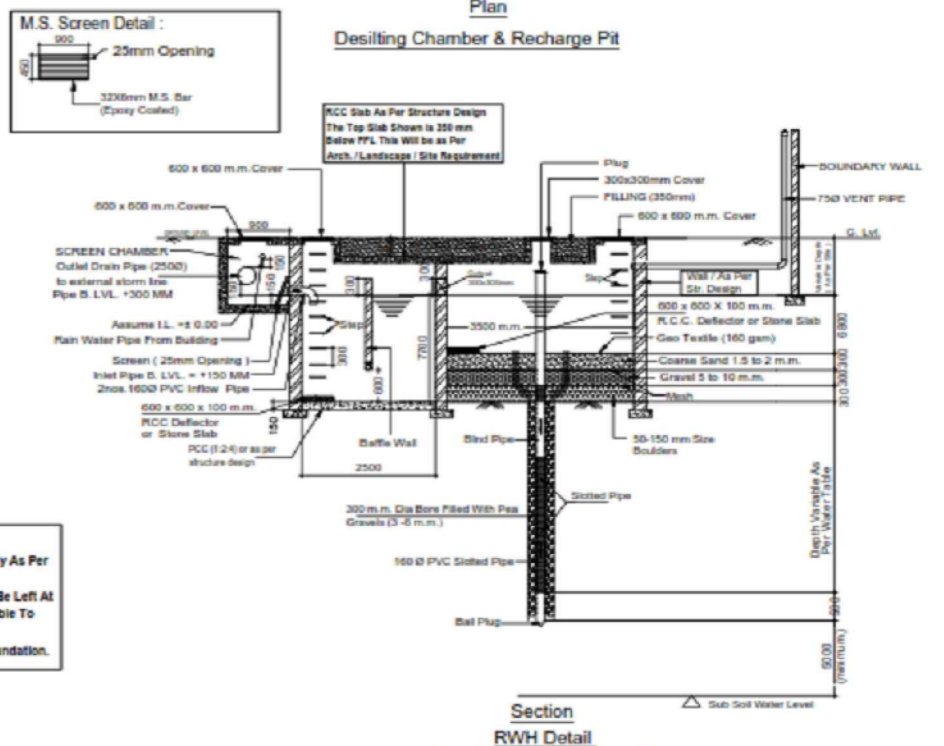
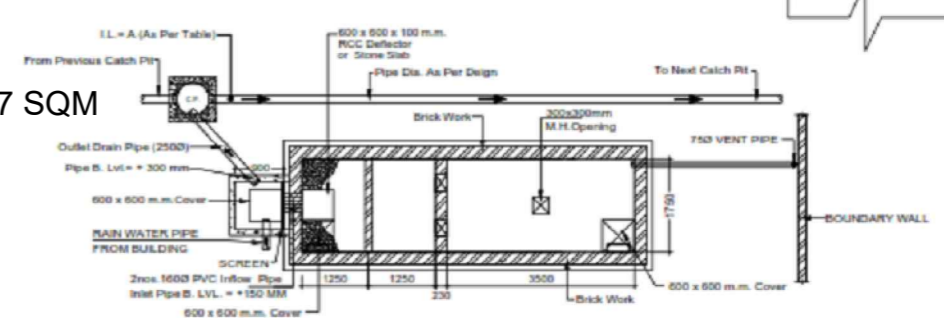
SYMBOL/KEY	BOTANICAL NAME	COMMON NAME	QUANTITIES	DESCRIPTION
	BAOBAB	KACHAR	120	DECIDUOUS TREE
	THICKET	KANER	30	EVERGREEN TREE
	CALISTEMON	BOTTLE BRUSH	30	EVERGREEN TREE
	BUTTON HOOD MANGROVE	CONDORPUS	30	EVERGREEN TREE
	PLUMERIA ALBA	CHAMPA	30	EVERGREEN TREE
TOTAL TREE			240	



Phase 2 Club - Astero G+2

"RG's Pleiades phase 2" (consisting of Club -Astero & Commercial-RG Square) Total area = 6705.45 SQM

Total Club & Commercial area = 11307 SQM



Desilting Tank Size (L) = 2900 mm (W) = 1750 mm Depth (D) = 2700 mm

Recharge Pit Size (L) = 3500 mm (W) = 1750 mm Depth (D) = 5800 mm

Note:

- 1) All Wall / Slab / Base of RWH Shall Be Strictly As Per Structure Consultants Design & Detail.
- 2) The Bore Well Pipe of Recharge Pit Should Be Left At Least 5 m Above the Known Highest Water Table To Avoid Any Possible Pollution To The Aquifer.
- 3) The Slabs Shall Start Below The Level of Foundation.

Section RWH Detail Total Number of RWH = 08

